



July 9 Guild Meeting

10:00 AM
Horizon Church
6800 Evers

Program:

Jan Mueller will speak on "Making the most of Your Quilting by Using Digital Photography"

Remember to bring to the meeting:

- Nametag (wear it)
- Library books, videos & patterns
- Door prize if you won one
- Block party blocks
- QPC and Bright Hopes Projects
- Smiles for your friends

Detail, Detail, Detail

The details make the difference! This is true in architecture, couture clothing and also in quilting. Look at a stunning quilt and pay attention to such intricate details as narrow boarders, bias stripe binding, tiny appliqué or pieced components. Probably the easiest way to add detail is through the use of embellishments. Last year we witnessed the introduction of Swarovski crystal on numerous quilts. I wonder if we will see that again this year?

Those embellishments that have withstood the test of time include embroidery, beading, couching and numerous surface textures including decorative threads. Embroidery can provide wonderful intricate detail such as stamen on flowers or antenna on butterflies. Basic stitches that are most commonly used include straight stitch; stem stitch and French knots but featherstitches and thread weaving are also very effective.

Beading is another traditional technique that can add sparkle and interest. Total coverage or continuous lines are best added after piecing but before layering in order to hide the knots. My favorite beading technique is to incorporate beads into the quilting stitch. When beads blend with the fabric, colors sparkle and interest is created without overpowering the design.

Decorative thread has grown with the popularity of machine quilting. Metallic and rayon threads are now staples but variegated thread has created a revolution. Selection and use of such threads is a personal issue and highly influenced by your sewing machine personality (metallic threads continue to challenge my machine).

Select your favorite embellishment but be bold and add a variety of detail to your quilts.

Ruth

Calico Rose Award

Sherry Allred is the June recipient of the Calico Rose Award for her work on a recent QPC hand applique project. She helped complete the blocks. This is nothing new since she has been helping with such projects for ages but this was a special effort on her part and we thank her.





Program Notes



JULY 9

Jan Mueller will speak on "Making the most of Your Quilting by Using Digital Photography."

Jan will combine photography and computer skills to help guide you through photographing your quilts. Many great quilts have not been qualified for a show because of the quality of the photos submitted.

Following the program, there will be a group discussion on taking pictures of quilts using your cameras.



MEMBERSHIP INFORMATION

REGULAR DUES \$20 SENIOR (over 65) \$15
 Check your Newsletter mailing label for the current expiration of your membership. Send your check with SASE to:
 Gloria Hammond
 12226 Lone Shadow Trail
 San Antonio, TX 78233-2802
 For further information call 695-8737

NEWSLETTER INPUT

DEADLINE: Midnight Monday after Guild Meeting)
 email to quiltnews@satx.rr.com is preferred.
 Or mail -Dea Jae Shore,
 5903 Cypress Bend,
 San Antonio, TX 78247
 210-590-3013

NEWSLETTER ADVERTISING

Full Page Ad	\$60.00
1/2 page Ad	\$30.00
(Horizontal - 7 x 4 3/4	
Vertical - 3 3/8 x 9 1/2)	
1/4 page Ad	\$15.00
Business Card (2 x3.5)	\$10.00
Full page Insert	\$70.00

Board Meeting Minutes June 9, 2005

In attendance:

Ruth Felty
 Sylvia Jolet
 Judie Miller
 Lois Beauchamp
 Mary McCarthy
 Barbara Gilstad

Absent:

Kitty Janiga
 Dea Jae Shore
 Teresa Tijerina

The President called the meeting to order at 4:45 p.m.

There were three corrections to the previous minutes and then the minutes were approved as corrected. The corrections were: changing July to June, crossing out announcements, and in the paragraph about Sylvia's report changing the word assure to insure.

NEW BUSINESS

The Board voted on the nomination for the Calico Rose award. Sherry Allred will receive the award for June.

The Treasurer gave her report. Judie Miller made a motion to put \$20,000 in a 2 year CD at the Jefferson State Bank. Lois seconded the motion and the motion was approved.

Mary McCarthy gave a report on the progress of the Auction committees. At the time of this meeting we had 35 quilts and 5 tops. She then reported on the Quilt Show committee progress. The raffle tickets have sold \$1,800 to date. So far 13 quilts will be entered and she stated that entries are due by July 16th.

Judie Miller gave a report of the recent visit to Saint Andrew Presbyterian Church to look at the facility for a possible change of meeting place. A motion was made by Judie to approve the plan and to take it to the members in the June meeting and ask for a vote in the July meeting. Barbara seconded the motion. A poster and photographs will be shown at the June meeting. An article will appear in the July newsletter, an e-mail about the new possible location will be sent out and a vote will be taken at the July business meeting.

OLD BUSINESS

The Board examined the contents of the safety deposit box and it was decided that the photos were to be given to the Archivist and the current President would keep the remaining documents.

The Board discussed The Donation Policy for the Guild. Corrections were made to the language of the policy and it was approved for the membership.

The Board discussed and approved the proposed Ethel Y. Howey Grant Program. If the grant program is approved by the membership, the first grant will be given in 2006 and the grant policy and application will appear in the Newsletter.

The idea of creating a banner for the guild with the new logo was discussed and the Board decided to postpone this issue until after the Quilt Show of this year.

The Board discussed photo albums that are presently kept by any members should be returned to the Guild. It was decided that a phone call would be made to these individuals to ask that all photos be returned so that they will all be in one place.

The meeting was adjourned at 6:35 p.m.

Respectfully submitted,

Judie Miller (took min. in absence of Secretary)

asked to visit with Judith. The board was asked to look for a new location to hold our General Meeting and a possible new site is Saint Andrew Presbyterian Church near the intersection of Callaghan Road and IH 10. A poster presentation was made with pictures and was available for viewing at the Bulletin Board after the meeting. Members will have the opportunity to vote on this issue at the July General Meeting; absentee votes will be allowed. Unfinished Business: Valerie Arcement informed members of the proposed Ethel E. Howey Grant to award \$1000 for the purpose of pursuing quilting endeavors. Detailed information will be in Common Threads and members will be able to vote on this issue at the July General Meeting.

There were 102 members and four guests present. Name tag fines collected - \$4.55.

The meeting adjourned at 10:40 am.

Teresa Tijerina, Secretary

GENERAL MEETING MINUTES

June 11, 2005

President: The meeting was called to order at 10:03. Minutes were approved as published. The Calico Rose this month was given to Sherry Allred for her help with applique and other quilt projects.

Treasurer: May Report - Operating Fund \$10,124.31, Reserve \$46,333.49 and Total \$56,457.80; a \$20,000 2-year Certificate of Deposit has been purchased.

President Pro-Tem: Items at the guild's contracted storage room continue to be sorted and organized. Members were reminded to contact Lois to inform her about items no longer needed.

Special Events: Volunteers are still needed for the Auction and the Boutique on June 25. Amy Cottrell announced there will be two door prizes. Tess Weaver asked for volunteers to visit her table to sign up for the September Quilt Show. Quilt entries are due by July 16. More information will be in Common Threads. Amy asked for volunteers to check vendor websites; Barbara Gilstad and Larry Beauchamp will do this.

Programs: Brown Bag and Christmas stockings are today's program; in July, Jan Mueller will present a program on digital photography for quilt applications. On August 12, Dorothy Williams will present a workshop on jackets and collars and on rosettes at the Saturday workshop. In September, we will have dye specialist Marit Lee Kucera.

Services: Assistance is needed at the Library table and members were asked to volunteer. Signs will be made for tables, and those needing table space were



Tips from the Web

<http://blockcentral.com/tips-misc.shtml>

My tip is a follow-up after finishing your quilt. When making a dust ruffle to compliment your quilt, use an old, worn contour sheet as a base for the ruffle — put the sheet on the box spring (as though the spring were a mattress. Your ruffle will never slip around even if the mattress is pushed around on it. I don't even consider doing mine any other way- Dorothy in Montana

I loose track of time while sewing so I use my clock radio to pace myself. I "hit" the sleep button which will play music for one hour. When the radio shuts off I know I have to get up, stretch, look off into the distance, etc...maybe even speak to my family and put the dogs out! - Julie in New Mexico

To sharpen your rotary cutters, fold up a piece of silver foil so that you have several layers and then just cut through it several times and your cutter will be sharpened.. Works great!! - Beverly in Australia

At quilt shows when you can't stand back far enough to appreciate the patterns on the larger quilts, use a door peep-hole. This lets you stand up close and see the whole quilt. You will be amazed at some of the secondary patterns that emerge. - Anne in Ontario, Canada

QUILTERS SHOW CALENDAR

'Sandhills Cutups Quilt Show'

Sandhills Cutups Quilt Guild

July 3 and 4, 2005

Monahans, TX

'Aunt Lillie's 6th Annual'

Aunt Lillie's Antiques & Gifts

July 2-4, 2005

Troup Texas

'Mi Casa Es Su Casa'

Quilts N More and Creative Quilters Guild

July 22 and 23, 2005

Midlothian, TX

'Birds of a Feather Quilt Together'

Quilter's Guild of Arlington

August 27-29, 2005

The Arlington Convention Center
Arlington, TX

Quilting

I O N Q V B T P K X U E E C G
U N X O O L A H V R T T L Q E
L A N O I T I D A R T A D T E
R D P U C L S E L Y I L E A S
V S Q H I I L M R X X P E U E
W G E B R G R A A X S M N Y S
V S C E N U T B D E W E S T D
B T W A O O L D A E S T A H N
F A I S R R Y E Y F M S B I Y
M R R E T S A B R K H P V M W
T S A G R A P P L I Q U E B X
A S M M E B W M O N E Y F L M
A E I L E L G N I T T A B E B
M R S L I Y L D R T H R E A D
E P H Z M N K O L B I R X J R

AMISH	APPLIQUE
BARGELLO	BASTE
BATTING	FABRIC
FRAME	GEESE
MEDALLION	MONEY
NEEDLE	OOPS
PATCHES	PRESS
QUILT	ROTARY
RULER	SEAMS
SEW	STASH
TEMPLATE	THIMBLE
THREAD	TRADITIONAL
TRIANGLE	

COMMITTEES

ADVERTISING	Barbara Wofford	525-8410	RETREAT-JULY 2005	Allan Jones	733-7483
ARCHIVIST	Sherry Allred	656-0237	RETREAT-JANUARY 2005	Kris Thomson	822-9240
AUCTION 2005	Holly Nelson	830-955-4913	SECRET SISTERS	Charlotte Keener	490-2312
BEE KEEPER	Charlotte Keener	490-2312		Melissa Allo	681-5722
BRIGHT HOPES	Debbie Pavelka	622-0948	STORYBOOK	Barbara Gilstad	493-2404
BRING & BRAG	Nancy Klaerner	655-6184	QUILTS	Mary McCarthy	679-8464
COMMUNITY ED	Betty Tope	696-4138	STYLE SHOW 2006		
DIRECTORY	Dea Jae Shore	590-3013	SUNSHINE & SHADOWS	Mimi Condrey	674-2170
FOLK LIFE FEST	Lucille Shean	696-1879		Amy Cottrell	830-981-8832
HOUSTON BUS	Barbara Wofford	525-8410		Qorg@aol.com	
ITC	Lucille Shean	696-1879	VIDEOS	Shirley Carter	479-4072
LIBRARY-BOOKS	Mary Ruth Flores	694-6059	WEBMISTRESS	Diane(De) Leclair	680-3020
MAGAZINES	Kelly Montgomery	690-3680	WEARABLE ARTS	Ida Blankenship	690-0828
MEMBERSHIP	Gloria Hammond	590-6406	WELCOMING	Doris Patterson	656-0334
MEMBER SVC.	Liz Hooge	342-5976		Carrie Lyons	497-3832
PATTERNS	Patricia Patton	861-3944		Ellie Williams	492-3164
PHOTO	Shirley Carter	479-4072	YOUTH ALTERNATIVES	Jean Powell	684-6425
PUBLICITY	Mary McCarthy	679-8464			
QPC-AM	Loveta Fowler	945-8230			
QPC-PM	Carol Rouse	699-9363			
QUILT SHOW 2005	Diane (De) Leclair	680-3020			
QUILT-IN	Jean Powell	684-6425			
	Carla Schladoer	684-1160			

GSAQG 2005 Quilt Show Volunteer Sign-Up

Our success depends on our faithful members volunteering their time and skills to the management of our show.

Place an "X" in the box for the position/shift(s) that you can work.

Quilt Show Days/Times: Fri & Sat 10-6, Sun 11-5

	Fri 9/16				Sat 9/17				Sun 9/18		
	10-12	12-2	2-4	4-6	10-12	12-2	2-4	4-6	11-1	1-3	3-5
Admissions											
Floater											
Boutique											
Quilt-In (Machine)											
Quilt-In (Frame)											
White Gloves											
Guild Sales											
Membership Booth											
Vendor Floater											
Silent Auction											

Pre-Show Days/Times: Tue 7am-6pm, Wed & Thu 8:30-6, Sun 4:30pm-7pm

	Tue 9/13			Wed 9/14		Thu 9/15		Sun 9/18
	7a-9a	9a-11a						
Check-In								
Verification			9a-2p					
Hanging	10-12	12-2		2-Done				
Wearable Set-Up		12-2						
Judge Scribes				8:30-12	1-6	8:30-12	1-5	
Award Scribes						4-5		
Check-Out								6-7p
Take-Down								4:30-6p
Door Security								4-7p

Volunteers get free admission to the show on the day of your shift(s).

Please arrive at least 15 minutes early so the person you are replacing can train you and leave on time.

Your NAME _____ Phone Number _____

Turn in this form at the June, July, August, or September Guild meetings or mail to:
Tess Weaver 11355 Candle Park San Antonio, TX 78249

QUILT SHOW MERCHANTS

Now that the auction is over, we can all focus on our quilt show, "A Garden of Quilts". Below is the list of merchants and their web addresses as of June 11, 2005. Visit their web sites so that you become familiar with their goods. That way, you in your jogging shoes with your charge cards can hit them with a vengeance on September 16th, 17th, or 18th at Live Oak Civic Center.

Merchant List

2005 Greater San Antonio Quilt Guild Quilt Show A Garden of Quilts
September 16, 17 18, 2005
Live Oak Civic Center,
Fri. & Sat. 10:00-6:00, Sun. 11:00-5:00

Merchant	City	URL (Web Address)
ALAMO STITCHIN POST	SAN ANTONIO, TEXAS	
ANNIE'S QUILTING ANTICS	SAN ANTONIO, TEXAS	
ARTFABRIC STUDIO	FREDERICKSBURG, TEXAS	www.artfabricstudio.com
ARTSPOKEN YARDAGE	ST PAUL, MINNESOTA	www.m-artistic.com
BY KATE	ELGIN, TEXAS	www.bykate.com
COSETTE HAND MARBLED SILK	AUSTIN, TEXAS	
COUNTRY STITCHES	FAIROAKS RANCH, TEXAS	
CREATIONS	KERRVILLE, TEXAS	www.creations-online.com
CREATIVE SEWING CENTER		
BERNINA	SAN ANTONIO, TEXAS	www.sewsanantonio.com
DESIGNS BY ALLO	SAN ANTONIO, TEXAS	
FABRIC CAFÉ	TYLER, TEXAS	www.fabriccafe.com
FABRIC 'N FRIENDS	CASTROVILLE, TEXAS	
GREYSTONE	CIBOLO, TEXAS	www.greystoonewood.com
GSAQG BOUTIQUE	SAN ANTONIO, TEXAS	www.sanantonioquilt.org
HONEY BEE QUILT STORE, INC.	AUSTIN, TEXAS	www.honeybeequiltstore.com
HOUSTON ST. MERCANTILE	GRANBURY, TEXAS	www.houstonstmercantile.com
JEWELLED TREASURES	NEDERLAND, TEXAS	
KALICO & KEEPSAKES	LYTLE, TEXAS	www.kalicoandkeepsakes.com
KAREN MARTIN	SAN ANTONIO, TEXAS	www.karenmartinsat.com
MEMORIES BY THE YARD	SAN ANTONIO, TEXAS	www.memoriesbytheyard.com
PEGGY'S QUILT STUDIO	GRANBURY, TEXAS	
PM DYEWORKS	NORMAN, OKLAHOMA	
POCKETFUL OF POSEYS	FREDERICKSBURG, TEXAS	www.geocities.com/pocketfulofposeys
THE QUILT HAUS	NEW BRAUNFELS, TEXAS	www.quiltHaus.com
QUILTERS PATCH	VICTORIA, TEXAS	www.quilterspatch.com
QUILTS BY THE BAY	GALVESTON, TEXAS	www.quiltsbythebay.com
ROUNABOUT QUILTS	ALAMOGORDO, NEW MEXICO	www.roundaboutquilts.com
SANDY JENKINS DESIGNS	FREDERICKSBURG, TEXAS	www.sandyjenkins.com
SEVENTH HEAVEN QUILT SHOP	SAN ANTONIO, TEXAS	www.seventhheavenquiltshop.com
SEW ENCHANTED DREAM	LIVINGSTON, TEXAS	www.sewenchanteddream.com
SEW MANY VISIONS	SAN ANTONIO, TEXAS	www.sewmanyvisions.com
SEW SPECIAL - BERNINA	SAN ANTONIO, TEXAS	www.sewspecialsa.com
SNIP AND PINS	SPRING, TEXAS	www.snipandpins.com
SO ERGONIZED	COVINA, CALIFORNIA	www.soergonized.net
TEXAS QUILTERY	AUSTIN, TEXAS	www.TexasQuiltery.com
THE CHICKEN TREE	MOBILE, ALABAMA	www.thechickentree.com
THE SEWING BASKET	SALADO, TEXAS	www.thesewingbasket.com
TOOLTRON IND	BOERNE, TEXAS	www.tooltron.com
VON ZENSENBURG QUILTS	STONEWALL, TEXAS	www.vonzensenburgquilts.com
WonderArc DESIGNS LLC	ALLA, OKLAHOMA	www.wonderarc.com



The
**QUILT
 HAUS**

New Braunfels MarketPlace
 651 N. Business 35, #510
 New Braunfels, TX 78130
 (830) 620-1382

Monday-Saturday
 9:30am -5:30pm
 Sunday 12 - 5pm
 Deanne Quill

*Quality fabrics, notions,
 books, patterns, and gifts.
 Quilting classes & groups.*
www.quiltHaus.com

MEMORIAL QUILT

Lani Nunley and Amy Cottrell plan on finishing the banner for the Memorial Quilt at Summer Retreat. Many quilters have already volunteered to make Memorial Blocks. They are:

For Ethel Howey, Valerie Arcement and Doris Patterson
 For Helen Rudd, Doris Patterson, Ellie Williams and Carrie Lyons
 For Lois Reeh, Valerie Arcement and Helen Fear

The specification for each FINISHED, QUILTED, BOUND block is:

- 1 Deceased guild member (active at time of onset of illness or death)
- 2 Finished size is 8 x 8. NOT A TOP, a finished tied or quilted square.
- 3 Two 3/4" Button **holes** - horizontally placed one inch from the **bottom** and 1" in from each side
- 4 Two 5/8" **buttons** on the top of the square 1" from the **top** - 1 1/4" in from each side edge.
- 5 Block must have member's name and year of birth - year of death
- 6 Any method of construction
- 7 Any material
- 8 Any color
- 9 Any design
- 10 Block contents must be in good taste as determined by Amy and Lani, the founders of the project or the current board.
- 11 Lani Nunley and Amy Cottrell will chair the project thru the end of 2006.


The current list that we have of former members who should have a block made are:

Randy Crawford,	Floyce Duncan	Barb Effley,	Charlotte Flesher,
Lavonne Frizzell	Mary Gander	Ethel Howey	Lorraine Jensen
Shirley Kochheiser	Beverley Orbello	GlennRabb	Lois Reeh
Helen Rudd	Sherry Sulsar	Alma Tijerina	Virginia Wright

Computer Quilt Designing Bee Schedule 2005

<u>Date</u>	<u>Focus of the Day</u>	<u>Facilitator(s)</u>
Jan. 16	Designing PP Cranes P	Barbara Gilstad
Feb. 20	Designing Photo Blocks P	Barbara Gilstad Gundy Clevon
Mar. 20	Palm Sunday P	Cancelled
Apr. 17	Designing Scrapbook Pages P	Barbara Gilstad
15-May	EQ5: Crayon Blocks P	Donna Christophel
Jun. 12	Designing with "Quilted Photos" P	Ruthie Herman
Jul. 17	Designing Storybook Quilts	Barbara Gilstad
Aug. 21	Polymer Quilt Blocks	Mary Ruth Flores
Sept. 18	Printing on Fabric	Larry Beauchamp
Oct. 16	Designing Sashiko Patterns	Cherie ONeill
Nov. 13	Designing Fractal Quilts	Gundy Clevon
Dec. 11	Social (EQ Greeting Card Swap)	LaRue Acosta
Barbara Gilstad, CQDBee Coordinator (gilstad@texas.net)		





**GREATER SAN ANTONIO QUILT GUILD, INC.
 ETHEL Y. HOWEY GRANT PROGRAM
 APPLICATION**

Applicant must submit all requested information including this page. Application may be typed, not to exceed two pages (10 pt. Font) or four pages if hand written.

Name _____

Address _____

City, State, Zip _____

Phone _____ Email _____

Number of years as a member of the GSAQG _____

1. Write a paragraph explaining why you would like to receive this grant and how your project will support the stated purpose.
2. Explain how you will use the grant funds and include a specific brief budget.
3. Describe how you will share your new skills, techniques and information with the membership.

Feel free to provide any additional information that will help the selection committee.

**Mail to: Doris E. Patterson, chair grant program
 5935 Windy Cove, San Antonio, TX 78239**



GREATER SAN ANTONIO QUILT GUILD, INC. ETHEL Y. HOWEY GRANT PROGRAM

MISSION

The Greater San Antonio Quilt Guild has established a grant program in honor of a loved and esteemed founding member, Ethel Y. Howey, whose accomplishments and influence extended into the international quilt world. The grant is to encourage the pursuit of education in the study of quilt making and to recognize the importance of quilting in today's society as an art form, as an instrument of healing, as part of our legacy, and as a common thread which binds all in friendship.

PURPOSE

The purpose of the grant program is to fund projects that will have long term impact on preserving the heritage and further the art of quilt making. The grant may be used to cover expenses such as fees (including conferences, workshops, etc.), travel, lodging, meals, materials and books. The grant(s) will be awarded annually, not to exceed \$1000.

ELIGIBILITY

Applicant must be an active GSAQG member in good standing for the previous two (2) years immediately preceding the grant deadline.

An applicant must show evidence of an interest in continuing to improve and innovate in the field of quilt design, construction, history or technique.

Financial need will not be a criterion for selection.

Recipients must be willing and able to share with GSAQG the new skills, techniques, or information gained. This may be in the form of a presentation, a workshop or other process that disseminates the information to the members.

Recipient must submit in writing a final report of the project and expenses by March 1 of the following year. If recipient fails to fulfill requirements any advanced funds must be returned.

Grant recipients are ineligible to reapply for grants for three years. Grant committee members are ineligible for grants while serving on the committee.

PROCEDURES AND DEADLINES

Applications must be submitted on or before November 1 (current year), and the grant will be awarded at the following January guild meeting. The grant recipient's final report is due by March 1 of the year **after** the grant is awarded.

The board on 6/9/05 approved the above, membership will vote on 7/9/05.

COMMUNITY OUTREACH UPDATE

communityoutreach@sbcglobal.net

Texal Folk Life Festival

Texas Folk Life Festival may be over, but happy memories of time well spent quilting with friends lingers on. And rightly so, as once again guild members gathered to quilt at the frame and share their knowledge with visitors under the excellent guidance of **Lucille Shean, Chair, Folk Life Festival Committee**. Thank you all for increasing the visibility of the Greater San Antonio Quilt Guild by demonstrating your quilting skills with such a broad audience. And when Folk Life Festival rolls around again next year, we hope more volunteers will plan to spend some time quilting at the Institute of Texan Cultures. The ITC provides many opportunities to create happy memories visiting with old friends and making new ones.



Community Education

How we wish you could have been little birds sitting on the shoulders of Carol Rouse as she taught elementary school children how to tie a special quilt recently. Working hand in hand with the classroom teacher on this semester-long project, Carol added sashing to

the children's computer-generated quilt blocks to create this unique quilt. When completed, it will proudly hang in the Northwest Crossing Elementary School's cafeteria. Teaching children to love and appreciate the art of quilting is a wonderful gift of your time and talent, Carol. What do you have planned for school children next year? If you would like to help Carol next year, please let us know. **Betty Tope, Chair, Community Education Committee**




Bright Hopes

Spring has been a very busy time for the Bright Hopes committee. Not only have 22 volunteers designed, made and delivered a raffle quilt for the "Give a Piece of Your Heart" luncheon sponsored by the Children's Shelter, but Bright Hopes also delivered 120 quilts and 20 bags to the Children's Shelter since March. And then on June 6th, a small but productive group gathered for a kit making party. In all, 129 kits were made. **Debra Pavelka, Chair, Bright Hopes Committee** sends a big **Thank You** to Lois Beauchamp, Marilyn Bellows, Susan Johnson and Teresa Tijerina for all their hard work. And here's an extra **Thank You** to Susan Johnson for all the quilts, tops and piecing

kits she put together for us.

Storybooks and Quilts to Go

Not able to resist wrapping up in Larry Beauchamp's latest quilt contribution to the Storybooks and Quilts to Go project, I snuggled in our rocking chair to read **Quilt of Dreams** when I returned from the guild meeting on Saturday afternoon. No doubt, teachers, librarians, and school children in San Antonio public and private schools will also thoroughly enjoy this wonderful story and beautiful quilt. Thank you Larry. If you would like to make a quilt for the storybook project, consider making a quilt for one of these books in our library: **Grandy's Quilt, Grandmother Winter, The Moon Quilt, The Name Quilt, or Patchwork Trail..** What could be more fun? **Barbara Gilstad, Chair,**



Storybooks and Quilts to Go Committee

Health Tip

<http://blockcentral.com/tips-healthy.shtml>

Most people operate the foot pedal of their sewing machine with their right foot only. Why? You will like using your left and right foot in turn. It doesn't take long to get used to using your left foot half the time and the alternation of feet is easier on your back. Try it and see for yourself!

Gifted Quilter

announces an

AMERICA Quilts creatively

2 day retreat
July 22 and 23, 9 to 5

Come join Pfaff Educators as you create a fun and useful project while learning creative quilting techniques such as: invisible applique, free motion quilting, edge guide stitching, embellishing with decorative stitching, piped binding and more! See demonstrations on EQ5, an America Quilts Creatively trunk show and quilt label design software. You even get the FREE use of Pfaff's exceptional Performance 2056 machine during the retreat.

Call or come by the shop to register. Cost is \$150.00 & includes your kit, door prizes, lunch and snacks.

Register by July 5, 2005 for a chance to win a \$25 gift certificate.

Did you know we moved?

Visit us in our new, quaint "old" home at:

6680 N. State Hwy 123

Geronimo, TX 78415

830-379-5771

www.giftedquilter.com

Shop Hours:

Mon & Wed - Sat 10 - 5:30

Tues 10 - 7

Gifted Quilter is an Authorized

PFAFF Dealer and Service Center.

*space is limited and filled on a first come, first served basis.

Community Education Committee Chair: Betty Tope



Carol Rouse, Terry Hooge, and Betty Tope

equivalent of more than ten weeks of school to complete, a greater appreciation of the art is fostered. Some children can relate the little quilts they have received from family members to the information being shared. Boys are happy to learn that men can quilt too. And mentioning the use of computers in quilt design always piques interest. As these talks take place as part of the social studies curriculum enrichment there are many questions and comments. Betty relates that after several years of fruitlessly asking 'Who knows which of the original colonies had a pine tree depicted on its flag?' she finally received the correct answer last year.

If you would like to join this committee please contact Betty Tope at (210) 696-4138. If you are shy and a bit intimidated by the thought of facing a room full of students, you can always



The Community Education Committee has been an integral part of the Greater San Antonio Quilt Guild since its early years. This committee, chaired at present and for the past seven years by Betty Tope, reaches elementary aged students. Working mostly within the Northside Independent School District, its dedicated members take quilts and quilt blocks to classrooms and libraries, presenting a broad overview of the place quilts hold in American history.

On presentation day, a black cloth is put up onto which quilt blocks have been pinned. These blocks are identified and the origin of the design is told, if it is known. Finished quilts are displayed and the making of them discussed.

When a child learns that a scrap quilt may have taken the



help in the setting up and taking down process. If you would like to "test the waters" so to speak, you may begin by presenting to the younger children. But, really, you only need remember that *you* are the intimidating one to a group of very small people. If you prefer to contribute without actually going to schools, the committee is always looking for sample blocks and finished quilts. Betty would like to have an example of quilted clothing and there is only one quilted pillow at present.

With eight hundred and seventy five service hours accumulated for the Guild last year, the Community Education Committee is an active one. If you know of other schools or children's groups who would benefit by the work of this committee, please contact Betty Tope at (210) 696-4138. Oh yes, the colony with the pine tree shown on its flag was Vermont. See, you're never too old to go back to school.

Are you interested in a new meeting place??



Several people have expressed suggestions for the Services VP to go looking for other places for our monthly meetings. So she did just that!

At the June meeting Judie Miller gave a report with photos for the possible move to Saint Andrew Presbyterian Church at 8231 Callaghan Rd. This is a meeting hall, not the sanctuary, and is located just 2 tenths of a mile from the I-10 /Callaghan exit. Which means it may be more centrally located for some folks. The bus route # 602 passes by with a bus stop directly across from the church.

The hall itself is approx 50 X 100 ft. The room is bright with large windows along the entrance wall. The church has 160 chairs and long tables. I counted 12 tables. The secretary to the church said that more tables are on order. There are two large classrooms that we may use, and a lovely kitchen and coffee bar that adjoin the meeting room. We may use the kitchen for our Christmas meeting for an additional cost.



The cost to us for the use of the facility would be \$125.00 per month. We are currently paying \$100.00 per month. We would be asked to sign a 1- year contract with the church. It is possible that the church custodian would be available to help with set up and clean up after each meeting for an additional fee. There is also a nursery area available, however we would have to supply someone to staff it for our meetings.

This meeting hall has covered walkways and entrances and spacious parking available with several handicapped parking spaces. One entrance has a drive up ramp that can be used to load and unload. The kitchen has an entrance at the back of the building with 2 parking spaces.



The only disadvantage to this meeting space is that with the windows being so large and the room so bright it would be very difficult to view slides. Several of our programs do include slides.

All members will be asked to vote on the advisability of this move at the July meeting. If you cannot attend the meeting an absentee ballot may be requested by sending a self addressed stamped envelope to Ruth Felty, 12499 Bandera Rd., Helotes, TX 78032-4115

Please request your ballot as soon as possible.

Sunshine & Shadows

I am happy to report no known shadows, but three sunshines.

Diane (De) Leclair's spectacular applique quilt, "Coeur du Vigne", took the BEST OF SHOW at the Applique Society's show in Denver, Colorado in May.

Also heads up to Valerie Arcement for her work on the Ethel Howey Memorial Grant. Ethel would certainly have been proud to be honored in this way.

Another congratulations to Barbara Gilstad and Ruth Felty for finding a permanent home for our 9-11 Quilts.

To be added to the online notification system or to report news, email me at gorg@aol.com or call Amy at 830-981-8832.

More Tips from the Web

http://mccallsquilting.com/artheblk/readers_tips/index.html

FABRIC CHOICE AND PREPARATION

1. Don't be afraid to use color in your quilts.
2. Pick a print that grabs your attention. Coordinate colors around that print.
3. Always pick a fabric that is a little different from the others to add interest.
4. Choose fabrics from the same collection. They usually blend well and have a variety of lights, mediums, and darks, as well as different scales.
5. Purchase extra fabric (1/4 yd. or more). You might make a mistake or need an extra strip or two. Plans for quilts change!
6. When shopping for fabrics, take the pattern. Also, tack fabric samples to a 3" x 6" index card so you can find just the right fabric by comparing it to what you already have.
7. Wash and press fabric before cutting.
8. When prewashing fabrics, clip the corner of each piece to prevent a big, tangled, spider web mess when the machine stops!

9. To straighten fabric after washing, in preparation for cutting, fold across the bias and pull. Get a friend to help. Pull at the fold and every few inches out to the points.

QUALITY COUNTS

10. Get the right tools
11. Use high-quality, 100% cotton fabrics.

ACCURACY MATTERS

12. Press as you go.
13. Be sure to cut accurate templates.
14. Cut accurately when using the rotary cutter.
15. Do whatever is necessary to achieve accurate 1/4" seams. You'll have fewer headaches!
16. Learn to sew accurate strip sets.
17. Be sure to square up each block before stitching them together. Square up your quilt top before adding borders.
18. "From my dad, a master cabinetmaker, MEASURE TWICE, CUT ONCE."



Kalico & Keepsakes

Quilt Shop

Longarm Quilting

Lytle, Texas 7805.

14945 Main/P.O. Box 329

(830)772-472

www.kalicoandkeepsakes.com

Ledenham Sewing Machine Co.

Sales, Service & Parts



Cecil & Peggy
Owners

elna+

(formerly located in Joske's)
2107 Vance Jackson
San Antonio, Texas 78213

732-6309

Office & Fax

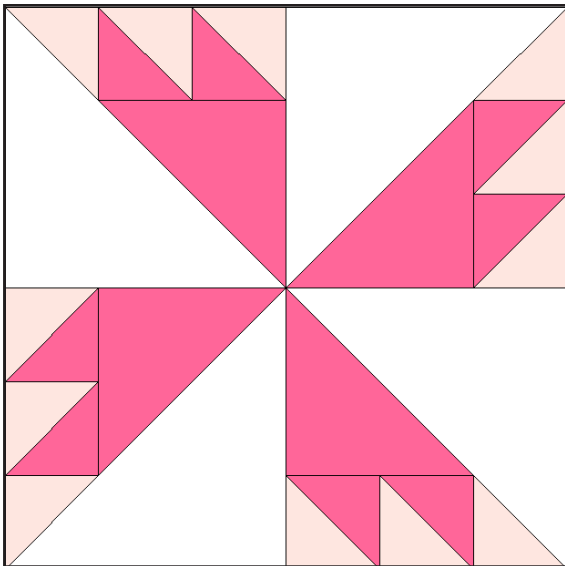
July 2005

BLOCK

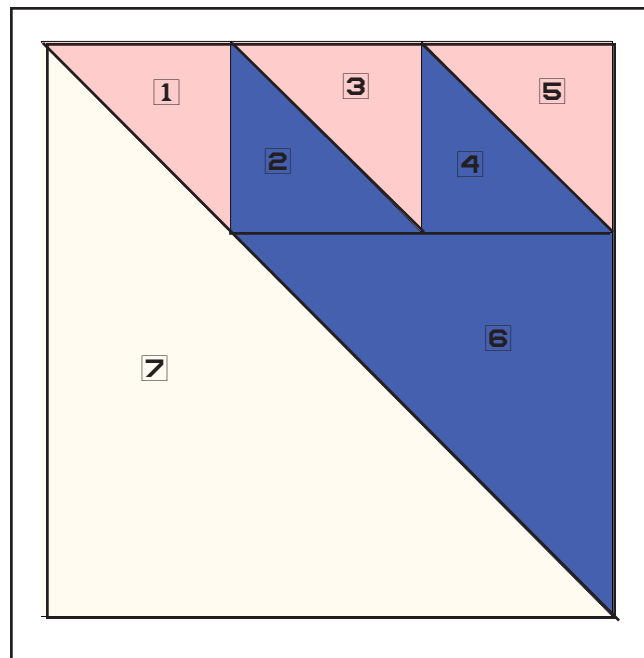
PARTY

Bring as many as you like with your name attached to each one. All names go in the basket and the lucky winner in the drawing gets all of the blocks.

Members of the Computer Quilt Designing Bee submitted this month's block, Rosebud. Each section can be paper pieced as shown and then all four sewn together. The block should be 6" x 6" finished. Dark grey make a dark pink, light grey make a light pink. WOW for background.



This should be the right size but be sure to measure.



Make four of this block, 3/5 inches. Sew together to make final block.

GSAQG

P.O. Box 380522
San Antonio, TX 78268

Phone 210-695-8737

www.sanantonioquilt.org

Nonprofit Org. U.S. Postage Paid San Antonio, TX Permit No. 3572

July Schedule

July 7 BOARD MEETING-5 PM

Home of Ruth Felty
14127 Gertrudes

July 9 GUILD MEETING-10AM

Horizon Church 6800 Evers Rd.
end of Evers Rd. --Just west of Huebner

July 17 - CQDBee 1:00 - 3:00PM

Memories by the Yard
6816 Huebner Road
Coordinator - Barbara Gilstad

July 15 - QPC-AM 10am-4pm

Alamo Stitchin Post
Hostess - Loveta Fowler
656-6700

July 18 - Wearable Arts 6:30pm

Creative Sewing Center
11777 West Ave.
Hostess - Ida Tyson Blankenship

Board of Directors

President Ruth Felty, 688-2288

President Pro-Tem

Lois Beauchamp, 561-0719

1st Vice President for Special Events

Mary McCarthy 679-8464

2nd Vice President for Newsletter

Dea Jae Shore, 590-3013

3rd Vice President for Programs

Kitty Janiga, 622-9522

4th Vice President for Services

Judith Miller, 497-3794

5th Vice President for Comm. Outreach

Barbara Gilstad, 493-2404

Secretary, Teresa Tijerina, 256-2664

Treasurer, Sylvia Jolet, 497-3383

Parliamentarian

Sherry Allred 656-0237

Bold Offices expire December 2005