



February 11 Guild Meeting

10:00 AM

St. Andrew's Church
8231 Callaghan Rd.

Program

**KAREN ECKMEIER
PROGRAM AND
WORKSHOPS**

.....
• Remember to bring to
the meeting:

- Nametag (wear it)
 - Library books,
videos & patterns
 - Door prize if you
won one
 - QPC and Bright
Hopes Projects
 - Smiles for your
friends
-

Why Did They Quilt?

The modern person quilts for many different reasons but in the past quilting was a necessity. Are you interested in quilt history?

Our guild, according to its bylaws, supports the art and history of quilt making. For many years the guild has financially supported the American Quilt Study Group. Individuals research topics of interest and present their findings at an annual conference, usually held in the fall of the year. A publication of these research projects is then published and we receive two copies of that report. Those publications, Uncoverings 2005, are available for you to check out from our library.

The last issue published in December reveals a wide range of topics. The history of the sewing machine, a unique collection of 34 quilts from a homestead in Mesquite, Texas and a special friendship of a trio of quilters in Iowa are only a few of the topics. I was fascinated with the paper on Jean Ray Laurey, which highlighted her impact on, and contribution to the acceptance of quilting as an art form.

Our guild also supports the art of quilt making through its membership in all three professional quilt organizations. Can you name them? Each of these organizations has an outstanding quarterly journal, which covers topics as varied as the world of quilting. Those publications are available for your reading, so visit your libraries and enjoy the benefits of being a member of the Greater San Antonio Quilt Guild.

Ruth



Calico Rose Award

Debra Pavelka was the January recipient of the Calico Rose. She gives a large amount of time and effort to make the Bright Hopes Project as successful as it is.



Program Notes



FEBRUARY - KAREN ECKMEIER PROGRAM AND WORKSHOPS

Karen has exhibited her work extensively, including the Houston show. She is the author of several magazine articles and contributed to the book "Innovative Piecing" and "Drafting and Design Simplified". Her web site is www.quilted-lizard.com.

LECTURE: Collaged Creations

One hour slide presentation and trunk show: From whimsical lizards to contemplative landscapes, Karen leads you step by step through several approaches to fabric collage. She will show you how to cut fabrics to get the look of precision piecing or even to give your piece a soft painterly glow.

FRIDAY WORKSHOP: Layered Curves and Ribbon Borders



This technique workshop is an introduction to working with Layered Curves and Peaks. Students will learn how easy it is to create a textured fabric with dramatic curves. Karen's Layered Curves are featured in

Rodale's book "Innovative Piecing". Use your fabric as
Continued on page 4

MEMBERSHIP INFORMATION

REGULAR DUES \$20 SENIOR (over 65) \$15
Check your Newsletter mailing label for the current expiration of your membership. Send your check with SASE to: Gloria Hammond
12226 Lone Shadow Trail
San Antonio, TX 78233-2802
For further information call 695-8737

NEWSLETTER INPUT

DEADLINE: Midnight Monday (after Guild Meeting)
email to quiltnews@satx.rr.com is preferred.
Or mail -Dea Jae Shore,
5903 Cypress Bend,
San Antonio, TX 78247
210-590-3013

NEWSLETTER ADVERTISING

	monthly	yearly
Full Page Ad	\$60.00	\$660
1/2 page Ad (Horizontal - 7 x 4 3/4 Vertical - 3 3/8 x 9 1/2)	\$30.00	\$330
1/4 page Ad	\$15.00	\$165
Business Card (2 x3.5)	\$10.00	\$110

Board Meeting Minutes January 2, 2006

Board members present: Ruth Felty, Mary Mc Carthy, Dea Jae Shore, Barbara Gilstad, Lois Beauchamp, Larry Beauchamp, Judith Miller, Karen Nanos and Teresa Tijerina.

President: The meeting, held at the St. Andrew's Presbyterian Church classroom, was called to order at 5:08. The December Meeting Minutes e-mailed to members were approved. The board discussed and agreed to meet the first Monday of each month. Debra Pavelka will receive the Calico Rose for this month for her continued work with Bright Hopes.

President Pro-Tem: Additional sign-in sheets will be provided at the storage facility. Lois is to submit a report on the status of acquiring a new storage facility at the February board meeting.

Secretary: Fifteen calls were received in the last month.

Treasurer: December Report; Operating balance \$18,840.34, Reserve 26,790.85, CD for \$20,000.00 and Total \$65,631.19.

Special Events: The Winter Retreat is on schedule for January 6-8.

Newsletter: Members will be reminded January is the cutoff for dues. The January issue of Common Threads is overdue.

Programs: Monthly programs are being scheduled for 2006 and 2007. August and October are currently open.

Services: Confirmation on meeting room availability for the February 11 workshop will be obtained from St. Andrew's staff upon their return from vacation. Cavender Buick has been reserved as a back-up location.

Community Outreach: A copy of the Pro Show schedule was distributed and discussed. The show will be held January 19-21 at the Norris Conference Center.

Unfinished Business: Committee Reports, as well as job descriptions, are to be turned in to Ruth at the next board meeting.

Old Business: The Endowment Fund was discussed and tabled for the April meeting. The Parliamentarian's job duties will be reviewed and members will be asked if there is interest in volunteering for this position.

New Business: A motion was made and it was seconded, for the GSAQG to become a member of the Alliance for American Quilts; the motion carried.

The meeting adjourned at 6:12pm.

Teresa Tijerina, Secretary

General Meeting Minutes January 14, 2006

President: The meeting was held at the St. Andrew's Presbyterian Church meeting hall and called to order at 10:06 am. The December minutes were approved as published. Debra Pavelka will receive a Calico Rose for her many hours of promoting the Bright Hopes project. The President took a few moments to thank all volunteers that chair and work on committees. March 18 is National Quilt Day and approximately nine small quilts are needed to give to the first baby born March 18 at each hospital in the city. Lori Branson will obtain information for this project.

Treasurer: December Report - CD \$20,000.00, Operating Fund \$18,629.07, Reserve \$26,790.85, and Total \$65,419.92.

Special Events: The Summer Retreat is planned for June 25-30, 2006 at the Lone Star Camp in La Grange. Please see Jean Powell. Bobby Atchley is the chair for the Auction planned for June 24, 2006. Volunteers are needed to chair the Style Show and the Houston Bus Trip, please see Mary.

Programs: Programs for 2006 were presented, as work continues to solidify the 2007 and 2008 schedules. Four hostesses are still needed for this year's programs, please see Larry.

Newsletter: Members were reminded of the deadline for submitting articles or ads to the newsletter. The

cutoff for paying yearly dues for publishing purposes is today.

Services: There were no library services today and Judy thanked all Library workers for their hard work and continued support in this area.

Community Outreach: Quilts for the Storybooks and Quilts To Go project by Larry Beauchamp and Sandra Retzloff were displayed. Sandra Retzloff asked for volunteers to work at the Creative Inspiration Pro Show which will be held January 19-21, 2006.

New Business: Lori Branson has volunteered to be the Parliamentarian for 2006. Volunteers are needed for the Welcoming Committee as well as for a ByLaws Committee, those interested, please see Ruth.

There were 103 members and thirteen guests present. Name tag fines collected - \$2.00.

The meeting adjourned at 10:40 am.

Teresa Tijerina, Secretary

Treasurer's Report December 2005

INCOME	
Membership income	\$ 550.00
Newsletter Ads	230.00
Other income	15.00
TOTAL INCOME	
	\$ 795.00
EXPENSES	
Administration	\$ 899.00
Facility	375.00
Programs	211.27
Quilt show	150.00
Rent	200.00
Winter retreat	4,623.45
TOTAL EXPENSES	
	\$ 6,458.72
Ending Jefferson Operating	18,629.07
Ending Jefferson Reserve Balance	26,790.85
Jefferson CD	20,000.00
Total Guild Funds	\$ 65,419.92

Frost Bank Exhibit

Two new quilts made by our members are on display at local Frost Banks. If you're in the area of either of these banks, you might want to stop in and admire the handiwork of Valerie Arcement and Peggy True.

Valerie Arcement's "Fiesta San Antonio" quilt on display at the Citizen's Bank at 410 and Fredericksburg Rd showcases some of her delightful cutwork patterns. A close inspection of the appliquéd designs reveal the Tower of the Americas, missions, cascarones, Lone Stars – things that start us thinking of Springtime and Fiesta in San Antonio! This colorful display is sure to bring smiles to its viewers.

Peggy True has loaned us her "Dogwood Blooms" for display at the North Frost Bank. This lovely display of pink dogwood blossoms against dark greenery bring spring inside for all to see. Peggy teaches her techniques in a class to make this and other designs using her curved piecing technique. She teaches classes at Creative Sewing.

We are fortunate to be able to share such talent with the city!

Cathy Wallace

Friendship Quilt for Renee


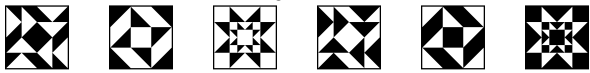
from Renee's Buddies

1. Any star block
 - blue background
 - white stars (white-on-white, solid or midtalic on white)
2. Any size up to 12.5" unfinished
3. Sign your name.

Turn in to Mary Ruth Flores, Betty Tope, or Carol Rouse by April 15, 2006.

There will be space on the quilt for friends to sign who don't make a star.

(This is not a GSAQG project.)



Summer Retreat 2006

Location : Lone Star Camp, LaGrange, Texas
Cost: \$285.00 (\$50 deposit; last payment due at May meeting)

Date: Sunday, June 25 - Friday June 30

Contact: Jean Powell - 684-6425

Great eats! Great classes! Great quilting! GREAT FUN!

Continued from page 2

an abstract quilt top or cut it up to be used as borders, elements in a landscape design, or clothing

SATURDAY WORKSHOP: Accidental Landscapes™ Meadows and Mountains



Curves and angles are layered and then topstitched to create a "Meadow and Mountain" scene. Customize your scene with

either a river, a path or a lake. See Accidental Landscapes Gallery for these variations. The Meadow and Mountain scene measures approximately 27" x 18" (sizes vary). (Additional pattern fee \$ 7)

MARCH

LARRY BEAUCHAMP – QUILTS 'N PICS

APRIL MINI-DEMOS

Ida Blankenship – Machine Applique

Charlotte Keener - Binding

Ricky Tims DVD

MAY - JUDITH LESTER PROGRAM AND WORKSHOPS

Ever the teacher, now retired from 29 years in the classroom, let Judith share tips, tricks, and lessons learned from Oh-so many mistakes/learning opportunities. A 1980's member of GSAQG, Judith is now a published designer, quilt teacher, and lecturer—living proof that live begins at 60+. Judith's newest book is soon to be released, and her books and patterns will be available for signing and sale

LECTURE: QUILT IS A FOUR LETTER WORD

You've heard about those ugly 4-letter words, such as dust, iron, wash. Join Judith Lester to learn about the fun and inspiring attributes of the word: QUILT. .

FRIDAY WORKSHOP: May Posey Basket Tablerunner

SATURDAY WORKSHOP: Applique, Embroider, Embellish—Just for Fun

JUNE

ALAMO STITCH AND SEW – LOVETA FOWLER

JULY

SUPERIOR THREADS

AUGUST

GYLEEN FITZGERALD PROGRAM AND WORKSHOPS

Gyleen is absolutely passionate about quilting! Color enlivens all her work, and she is perhaps best known for her sense of color along with her technical design ability. She lectures on color and value in quilting to make the complex so simple.

Recent Publications

Quilt Almanac 2005. Conzetta's Courtyard, Page 68. Sampler Quilts #57; Calypso, Page 21

Quilt Magazine, Fall 2005, Happy 69th Birthday, Page 72

Quilt Magazine, Spring 2005, Pandora's Box, (Cover)

Patchwork Quilting - Premiere Issue: Confetti. "Colourful Confetti" Color is Key, Page 52

Patchwork Quilting - #21, Double X

Quick Quilts #48: Garden in the Mist, Page 40. Parallel Universe, Page 6

Her web site is www.colourfulstitches.com

LECTURE: THE ART OF COLOR BLENDING:

Explore what the mind sees but the eyes cannot. Gain insight on how to read each fabric's color to successfully use 50 plus fabrics within one quilt.

FRIDAY WORKSHOP

Batik Interlocking Star Tessellation



Geometric and fun using scrappy or planned fabric collections. Great for hand-dyed and batiks. Learn the technique of using simple shapes to make an interlocking design. Easy to piece using Gyleen's map technique. Looks visually chal-

lenging.

SATURDAY WORKSHOP STRIPPER'S MYSTERY



So what do you get when you combine 20 strips of fabric with one absolutely fantastic focus fabric? You are the only one that knows and this is your mystery to solve. The layouts are fun, fast and endless. The quilts range from 25" to 50". You can

choose ½ square triangles, 16 patches, Chinese coins or pyramids (to name a few) to solve the mystery. So get out your Sherlock Homes attitude and begin the Stripper's Mystery.

SEPTEMBER

STYLE SHOW

OCTOBER

THE GREAT INDOOR YARD SALE

NOVEMBER

JENNIE RAYMENT PROGRAM AND WORKSHOPS

This skinnyish, red-haired, slightly wacky Brit is totally obsessed with "Nipping and Tucking" - fabric manipulation and surface texture. Unique in her field, she's now internationally known for her quick, simple, innovative and original techniques with manipulated material.

Jennie lectures and teaches a wide variety of classes to patchworkers, quilters and embroiderers.

Her web site is www.jennierayment.com.

LECTURE: MAGICAL MANIPULATIONS

WITH THE MUSLIN MISTRESS

A remarkably lighthearted romp through the mysteries of fabric manipulation and surface texture mainly from 'Tucked Up in Bed' and 'Tinkering with Texture'. See the vast array of ingenious ideas for twiddling and fiddling material and giggle at the antics of the worlds most infamous 'Muslin Mistress' and hear about Miss Whiplash. All Show and Tell - no sleepy making slides, just a little sex and stitching.

FRIDAY WORKSHOP

TWITCH, TWIDDLE AND TWEAK MANIPULATED MAGIC




An ingeniously innovative 3D circular sunflower-like design packed with nifty notions for tactile and textural manipulation. Easy to assemble - no awkward templates - just Jennie's specially simple novel piecing technique.

Creativity rules OK - play

with the shapes, experiment with colour, embellish with beads and embroidery, tuck in an insert or two and Hey Presto! a delightfully delectable hanging/cushion/quilt block approx 28" square. (class from 'Creative Tucks and Textures'.)

SATURDAY WORKSHOP

TWIDDLING AND FIDDLING FOR THE TERRIFIED



Amaze yourself with this nipped, twiddled and manipulated 3D 'Lily' block. Oh so simple - just a few squares and rectangles. Add an intriguing arched border (no nasty curved seams) to complete this delightful 20" square block/panel/cushion/quiltlet (or use the pieces for two 12" squares). Play with shapes and structural forms, enjoy a little inserting, folding, padding and

persuading to produce your own uniquely designed block.

DECEMBER

HAPPY HOLIDAY PARTY

Evening BEE

Those interested in an evening Bee will meet after the February meeting in the front right-hand corner of the meeting room.

STASH SALE AMY COTTRELL'S

Amy Cottrell's 27332 Autumn Glen 830-981-8823

(QUILTING FABRIC, KITS, PATTERNS, BOOKS, SUPPLIES, NOTIONS, SERGER, YARN and OTHER CRAFT SUPPLIES AND BOOKS AND PATTERNS)

FRIDAY – SATURDAY, FEBRUARY 10, 11 9:00-5:00



From San Antonio:

Go out I-10 west to Leon Springs exit (**Boerne Stage Road**) - Exit 551.

Go left to stop light by Rudy's Barbeque and turn left under bridge.

Continue straight on Boerne Stage to stop sign (3 miles).

Turn right at stop. STILL Boerne Stage (Straight ahead is Toutant Boueuard)

Go 1 mile and turn right on **Autumn Wind** into Country Bend. Turn left at the dead-end this is **Autumn Glen**. Continue about 1 mile. On the

right is 27332, a grey stone house, down hill from street with flag on front porch.

FROM BOERNE or Route 46: Go south on I-10 and exit on Exit 543 Go right on Scenic Loop, **Boerne Stage Road**.

The first street on the left (about 2-3 miles) will be **Boerne Forest**. Turn left. Continue until Boerne Forest dead ends and take a left. About 4 houses on the right is 27332. It is grey stone, downhill from street, flag on porch.

COMMITTEES

ADVERTISING	Barbara Wofford	525-8410	QUILT-IN	Shirley Carter	479-4072
ARCHIVIST	Sherry Allred	656-0237	RETREAT-JULY 2006	Jean Powell	684-6425
AUCTION 2006	Bobby Ashley	836-5658	RETREAT-JANUARY 2006		
BEE KEEPER	Charlotte Keener	490-2312		Kris Thomson	822-9240
BRIGHT HOPES	Debbie Pavelka	830-612-2896	SECRET SISTERS	Charlotte Keener	490-2312
BRING & BRAG	Nancy Klaerner	655-6184		Melissa Allo	681-5722
COMMUNITY ED	Betty Tope	696-4138	STORYBOOK	Barbara Gilstad	493-2404
DIRECTORY	Dea Jae Shore	590-3013	QUILTS	Mary McCarthy	679-8464
FALL at the ALAMO	Mary Ruth Flores	694-6059	STYLE SHOW 2006		
FOLK LIFE FEST	Kay Allison	733-8578	SUNSHINE & SHADOWS		
HOUSTON BUS	Barbara Wofford	525-8410		Amy Cottrell	830-981-8832
ITC QUILTERS	Kay Allison	733-1879	EMAIL TREE	Amy Cottrell	830-981-8832
LIBRARY-BOOKS	Mary Ruth Flores	694-8578			Qorg@aol.com
MAGAZINES	Kelly Montgomery	690-3680	VIDEOS	Shirley Carter	479-4072
MEMBERSHIP	Gloria Hammond	590-6406	WEBMISTRESS	Diane(De) Leclair	680-3020
MEMBER SVC.	Liz Hooge	342-5976	WEARABLE ARTS	Ida Blankenship	690-0828
PATTERNS	Patricia Patton	861-3944	WELCOMING	Doris Patterson	656-0334
PHOTO	Shirley Carter	479-4072		Carrie Lyons	497-3832
PUBLICITY	Mary McCarthy	679-8464		Ellie Williams	492-3164
QPC-AM	Loveta Fowler	945-8230	YOUTH ALTERNATIVES		
QPC-PM	Carol Rouse	699-9363		Jean Powell	684-6425

COMMUNITY OUTREACH UPDATE

Special Announcement: The winds of change are blowing...

After many years of service as Committee Chair of the Institute of Texan Cultures and Folklife committees Lucille Shean is relinquishing these positions. She has had Kay Allison in training as her assistant for some time. This is a wonderful group of quilters who function well as a group so the change in leadership should be seamless. Kay is still looking for Volunteer quilters. If you think you might be interested call her at 733-1744.

Creative Inspiration: Sewing, Quilting, and Embroidery Expo

By the time you read this newsletter, the Pro Show committee will have spent many happy hours imagining, designing, setting up, and managing the guild's booth at the Creative Inspiration Expo at the Norton Convention Center. Were you one of the guild members who helped create the memories that were made while working side by side in the booth? If so, thank you! If not, there is always next year! We'll let you know when the expo comes to San Antonio again.

The event certainly gave us a wonderful opportunity to display our guild's quilts and to tell the public about our guild's activities. We also deepened our friendships while spending time together working on our various quilt projects in the booth. And since some of us took cameras to the expo, be sure and look for a photo collage poster highlighting the booth and all of the guild members who participated at next month's guild meeting. Mary McCarthy and Sandra Retzloff, Co-Chairs, Pro Show Committee.

Storybooks and Quilts to Go



The year started with a bang for the storybook committee. Larry Beauchamp and Sandra Retzloff donated new quilts to our story book collection. Larry's quilt compliments Jane Tenorio-Castillo's new book **The Burrito Boy**, a story about an understanding teacher and loveable grandmother who help Juan and his classmates see the value of cultural differences and family traditions.



And Sandra's quilt was inspired by Anna Grossnickles Hines' poem "Take Out" and her "vision of nature's year-round drama through a number of breathtaking quilts" in **Pieces: A**



Year of Poems and Quilts.

As if this news were not exciting enough, Valerie Arcement and Jane Kennedy signed up to make story book quilts at the

Bring and Brag




Charlotte Keener's Alphabet quilt for Auction and Bright Falls




Carrie Villarreal's Friendship Baskets



Donnis Todd's FlipFlop



Two Square Deal quilts from Winter Retreat by Janis Painter and Sharon Ross



Kris Thompson's Once in a Blue Blue Blue Moon



Shirley Staats' Red and Purple

cont from pg 7

January meeting. Valerie selected the book **Pumpkin Blanket** and Jane Kennedy plans to highlight another poem from Anna's book **Pieces: A Year of Poems and Quilts** in the quilt she plans to make. So it looks as if we're well on our way to developing a trunk show of poetry quilts for classroom teachers and librarians to share with their students. **Barbara Gilstad, Chair, Storybooks and Quilts to Go Committee** (storybooks@sbcglobal.net)

Tips & Hints

Tips & Hints – is a new regular feature of the **Common Threads**. If you've discovered, or heard of, a way to make all this just a little easier, share! Send your Tips & Hints to Holly Nelson (mhnel@omniglobal.net) and we'll pass it on to the guild.

1. To remove thread remnants that can sometimes become embedded in your rotary mat, scrunch up a wad of the same material and rub in circles over the mat. (Poly batting over poly batting, flannel over flannel...)
** To reduce the amount of thread remnants in the first place, sharpen or change your rotary blade.
2. If you find it difficult to control your stitch length when machine quilting because you tend to develop a "lead foot," try putting your machine on ½ speed.
3. My scissors kept sticking while I was fringing a rag quilt. They were new scissors, clean and sharp, but still they stuck. Then I put a drop of sewing machine oil on a Q-tip and cleaned the screw joint where the blades come together. Problem solved.
4. When sewing together complex patterns with registration marks, use a marker of a color different from the line drawings. This will make them easier to identify and match up.



8th ANNUAL BLUEBONNET PATCHWORK TRAIL SHOP HOP APRIL 7th – 9th, 2006

ROUNDUP YOUR GANG AND HIT THE TRAIL. IT'S TIME FOR ANOTHER GREAT WEEKEND OF FUN AND PRIZES!!

*PICK UP YOUR "TRAIL TICKET" AT THE FIRST SHOP YOU VISIT, HAVE IT STAMPED AT EACH SHOP, AND TURN IT IN AT THE LAST SHOP. A COMPLETED TICKET WILL GET YOUR NAME ENTERED FOR THE GRAND PRIZE -- A GREAT BAG OF GIFT CERTIFICATES AND MERCHANDISE -- TOTAL VALUE OVER \$1,300. 9 OTHER MERCHANDISE BAGS VALUED AT OVER \$300.00.

*CHALLENGE BLOCK CONTEST WITH WINNERS CHOSEN IN MARCH. THE "BEST OF BLOCKS" WINNER WILL RECEIVE A QUILTER'S FABULOUS FABRIC BASKET WITH MERCHANDISE VALUED AT \$350.00. DETAILS AT ANY OF THE STORES ON THE TRAIL.

*RAFFLE QUILT AT EACH SHOP CONSTRUCTED USING LAST YEAR'S ENTRIES IN THE CHALLENGE BLOCK CONTEST. ALL PROCEEDS FROM THE QUILTS WILL BE DONATED TO CHRISTUS SANTA ROSA CHILDRENS' HOSPITAL IN SAN ANTONIO.

*REGISTER AT EACH STORE YOU VISIT FOR THEIR INDIVIDUAL DRAWINGS – TEN \$25.00 GIFT CERTIFICATES. EACH SHOP WILL BE GIVING AWAY A FAT QUARTER TO ALL "HOPPERS" AND A STEP TO THE OFFICIAL SHOP HOP QUILT. CHECK OUT EACH SHOP'S INTERPRETATION OF THE QUILT AND DON'T FORGET THOSE FAMOUS REFRESHMENTS.

*JEEP COLLINS, WELL KNOWN JEWELRY DESIGNER, WILL PRODUCE A LIMITED NUMBER OF STERLING SILVER CHARMS EXCLUSIVELY FOR STORES ON THE HOP. CHARMS WILL BE AVAILABLE FOR PURCHASE BEGINNING THE 1ST DAY OF THE HOP. EACH STORE WILL HAVE THE OFFICIAL 2006 SHOP HOP PIN AS WELL. GO TO THE STORES' WEBSITES LISTED BELOW FOR MORE SHOP HOP INFO AND MAPS.

*EXTENDED SHOPPING HOURS: FRIDAY & SATURDAY: 9:00AM – 9PM SUNDAY: NOON – 6:00PM

CREATIONS

1013 E. MAIN, KERRVILLE
830-896-8088 www.creations-online.com

CREATIVE SEWING CENTER

11777 WEST AVE., SAN ANTONIO
210-344-0791 www.sewsanantonio.com

GINGER'S NEEDLEARTS & QUILTS

5322 CAMERON RD., AUSTIN
512-454-5344

HONEY BEE QUILT STORE

9308 ANDERSON MILL RD., AUSTIN
512-257-1269 www.honeybeequiltstore.com

LAS COLCHAS

110 OGDEN, SAN ANTONIO
210-223-2405 www.lascalchas.com

POCKETFUL OF POSEYS

311 E. HIGHWAY ST., FREDERICKSBURG
830-990-4140 www.pocketfulofposeysquilting.com

SEVENTH HEAVEN QUILT SHOP

6706 N. NEW BRAUNFELS AVE., SAN ANTONIO
210-822-9980 www.seventhheavenquiltshop.com

SEW SPECIAL QUILTS

24165 IH-10 WEST, STE. 421, SAN ANTONIO
210-698-6076 www.sewspecialSA.com


THE QUILT HAUS

651 N. BUSINESS 35, #510, NEW BRAUNFELS
830-620-1382 www.quiltHaus.com

National Quilting Day

March 18, 2006 is National Quilting Day.

The following is an invitation from NQA. "You are invited to join us for a special project to celebrate the 15th birthday of National Quilting Day – 'Happy Birth Day, Baby!' Make a baby quilt, with at least one heart incorporated in the design, and donate it to your local hospital for the first baby born on National Quilting Day."



If you would like to participate in this event, make a small quilt, include a heart and attach a label that reads:

Happy Birth Day, Baby!

Presented in celebration of National Quilting Day 2006

**By the Greater San Antonio Quilt Guild
San Antonio, Texas**

Bring the completed quilt(s) to the March meeting. If we have more quilts than hospitals, the extras will be given to the Bright Hopes project so make lots. Lets celebrate National Quilting Day in a big way and let the community know that we care.

QUILTERS SHOW CALENDAR

February 10-12 Through the Looking Glass - a needle arts show. Northwest Recreation center, 2913 Northland Drive, Austin, Texas. 9:30 -600 Friday and Saturday. 12:00- 4:00 Sunday

February 24 Quilt University of San Antonio, University United Methodist Church, 9:30-4:30

March 2-5 Federation of Fiber Artists Conference, Menger Hotel

Sunshine and Shadows

If you have any news you want published, please email qorg@aol.com or call Amy at 830-981-8832.

JANUARY SUNSHINE AND SHADOWS

Janet Miller's mother passed away in Montana on Monday, November 14. She had been in Hospice care. Our condolences to the Millers.

Prayers for Kitty Janiga's hubby, Ernie and, of course, for Kitty. They were on a trip overseas (I believe a cruise around Spain) when he became ill. As of Wednesday, November 16, He is in serious condition in a hospital in the Canary Islands with pancreatitis and maybe blocked kidneys. NOTE: Ernie is now home and was again hospitalized in San Antonio. He is doing better.

Judy Miller's daughter Mandy was on OPRAH on Monday, Nov 21. The show was about thngs that people did for the hurricane victims. Mandy and her mother in law got a truck full of household goods, food, and medicines, school supplies etc. etc and drove it down to Mississippi.

FEBRUARY SUNSHINE AND SHADOWS

Janet Rutherford's daughter, Jana, gave birth to Aven Wayne Erdener on January 3, 2006 in Austin, Texas. Aven weighed in at 7.5 and was 20.5" long. Our congrats and newest Grandma bragging rights to Janet. Janet's address is 16431 Strong Box, San Antonio, TX 78247-4410.

Mona Stewart's husband of 42 years, Alvin Carl Stewart, died on Friday, January 13. His funeral was at Ft. Sam Houston National Cemetery with full military honors. Our thoughts and prayers are with Mona and her family. Her address is 6818 Forest Crest N., San Antonio, TX 78240-3310.


Amy and Fred Cottrell are going to be moving to the Plano/Garland area of Dallas In late spring. They will have a garage sale January 27-28 and a quilt stash sale on February 10-11.

Layout Design Contest

GSAQG 25th Anniversary Quilt

Rules and Details:

1. Quilt layout design must include 42 – 6 ½ inch unfinished **Birds in the Air** signature blocks celebrating the guild's history and its current membership.
2. Quilt may be any size.
3. Submit either a computer-generated or a Xerox copy of a hand sketched quilt layout design.
4. Attach an index card with:
 - a. Name
 - b. Address
 - c. Telephone number
 - d. Title of entry
 - e. Source of the quilt layout design (e.g., is it your original design? is it inspired by another designer?)
5. One entry accepted per current guild member.
6. Entry constitutes permission for guild members to use the winning quilt layout design to complete the 25th anniversary quilt.
7. E-mail, mail, or hand-deliver contest entries to Barbara Gilstad (bgilstad@sbcglobal.net or check directory for mailing address). Any entries received after the close of the general meeting on March 11, 2006 will not be considered.
8. The Board* will select 5 quilt layout design finalists to display at the general meeting on April 8, 2006.
9. The membership will vote by secret ballot at the general meeting on May 13, 2006 and the winner of the contest will be announced as soon as the ballots are counted.
10. The winner of the contest will receive a \$25 gift certificate to redeem at his/her favorite quilt shop.



*The Board wishes to thank members of the Computer Quilt Designing Bee
for developing the general guidelines for this special contest.*

*Board members who enter the contest will not participate in the selection of the finalists.

If you are in charge, host, or otherwise represent a Bee, please fill this out and return to Charlotte Keener, beekeeper.

GSAQG BEE QUESTIONNAIRE

Name of Bee _____ Type of Bee _____

Type of Projects this bee works on: _____

Meeting Place: _____ Meeting Day: _____


Meeting Time: _____

Contact Person: _____

Address: _____

Phone: _____ Cell: _____

E-mail: _____



Number of member in Bee? _____

Closed _____ Open _____ Room for how many more? _____

Comments:

Howey Grant Reminder

The purpose of the grant program is to fund projects that will have long term impact on preserving the heritage and further the art of quilt making. The grant may be used to cover expenses such as fees (including conferences, workshops, etc.), travel, lodging, meals, materials and books. The grant(s) will be awarded annually, not to exceed \$1000.

ELIGIBILITY

Applicant must be an active GSAQG member in good standing for the previous two (2) years immediately preceding the grant deadline.

An applicant must show evidence of an interest in continuing to improve and innovate in the field of quilt design, construction, history or technique.

Financial need will not be a criterion for selection.

Recipients must be willing and able to share with GSAQG the new skills, techniques, or information gained. This may be in the form of a presentation, a workshop or other process that disseminates the information to the members.

Recipient must submit in writing a final report of the project and expenses by March 1 of the following year. If recipient fails to fulfill requirements any advanced funds


must be returned.

Grant recipients are ineligible to reapply for grants for three years. Grant committee members are ineligible for grants while serving on the committee.


PROCEDURES AND DEADLINES

Applications must be submitted on or before February 15, 2006. The grant recipient's final report is due by March 1 of the year **after** the grant is awarded.

Ledenham Sewing Machine Co.
Sales, Service & Parts



Cecil & Peggy
Owners



(formerly located in Joske's)
2107 Vance Jackson
San Antonio, Texas 78213

732-6309
Office & Fax



The
QUILT
HAUS

NEW BRAUNFELS, TEXAS

Open Sundays, Noon-5:00
& Monday-Saturday, 9:30-5:30

(830) 620-1382

www.quilthaus.com

*Eclectic selection of fabric, notions,
books, patterns, classes, & ideas!
Elna & Handi-Quilter
authorized sales & service.*

Memories by the Yard

210-520-4833

Helping you make Memories to last.

The Cotton Club

Fashion Extravaganza & Luncheon

Come to our Cotton Club Fashion Extravaganza & Luncheon on Saturday, March 4 from 1-2. Come see what is "sew" special about this club. There is no charge for the show and luncheon, so come and plan to have a great time! If you like, you may then join the club. The club will feature a project of the month with a class to help you make it. Projects will feature garments, totes, and home dec accessories. As a club member you will receive a discount on the pattern and supplies for the class.

Skill Builders

On the 3rd Saturday of each month, we are now offering our Skill Builders series. These are a series of lectures and demos designed to help you learn more about all aspects of quilting. On February 18 Faye Touve will tell us all about needles & threads. On March 18 Ruth Felty will tell us all about battings. There is no charge, but we would appreciate your registration so that we have the correct number of handouts available.

*Store hours: Monday and Thursday, 10-7
Tues., Wed. & Fri., 10-5 Saturday, 9-4
6816 Huebner Rd., San Antonio
On Huebner at Bandera, next to Tuesday Morning
www.memoriesbytheyard.com*



CREATIONS
1013 E. MAIN
KERRVILLE
830-896-8088


Great Stuff for the
Quilter and Sewing Enthusiast

Beautiful fabrics and great displays set in a turn of the century home. You'll find gifts and accessories as well as cottons, linens, Bali rayons, cotton batiks and home dec fabrics. Enjoy a cup of coffee while wandering through the spacious rooms.

Take an on-line tour at:
www.creations-online.com

CELEBRATING 28 YEARS IN BUSINESS

MONDAY—SATURDAY: 9:30—5:30
SUNDAY: 12:30—4:00



www.quilts.cc

Grandby's Quilts
Machine Quilting and Design

Sabrina
28120 Hwy 281 North
San Antonio, TX 78260
(210) 490-7813 or
(830) 438-4294
info@quilts.cc



830-644-2554
www.vonzensenburgquilts.com
www.sleepycatinntexas.com

Von Zensenburg Quilts
1621 Lower Albert Rd. • Stonewall, TX 78671

The Best Little Ole'
Texas Hill Country
Quilt Shop & B&B
Mon - Sat 10:00am - 4:30pm

Specializing in
Fabrics & Patterns for
Cats, Chickens, Cowboys
Quilting Retreats

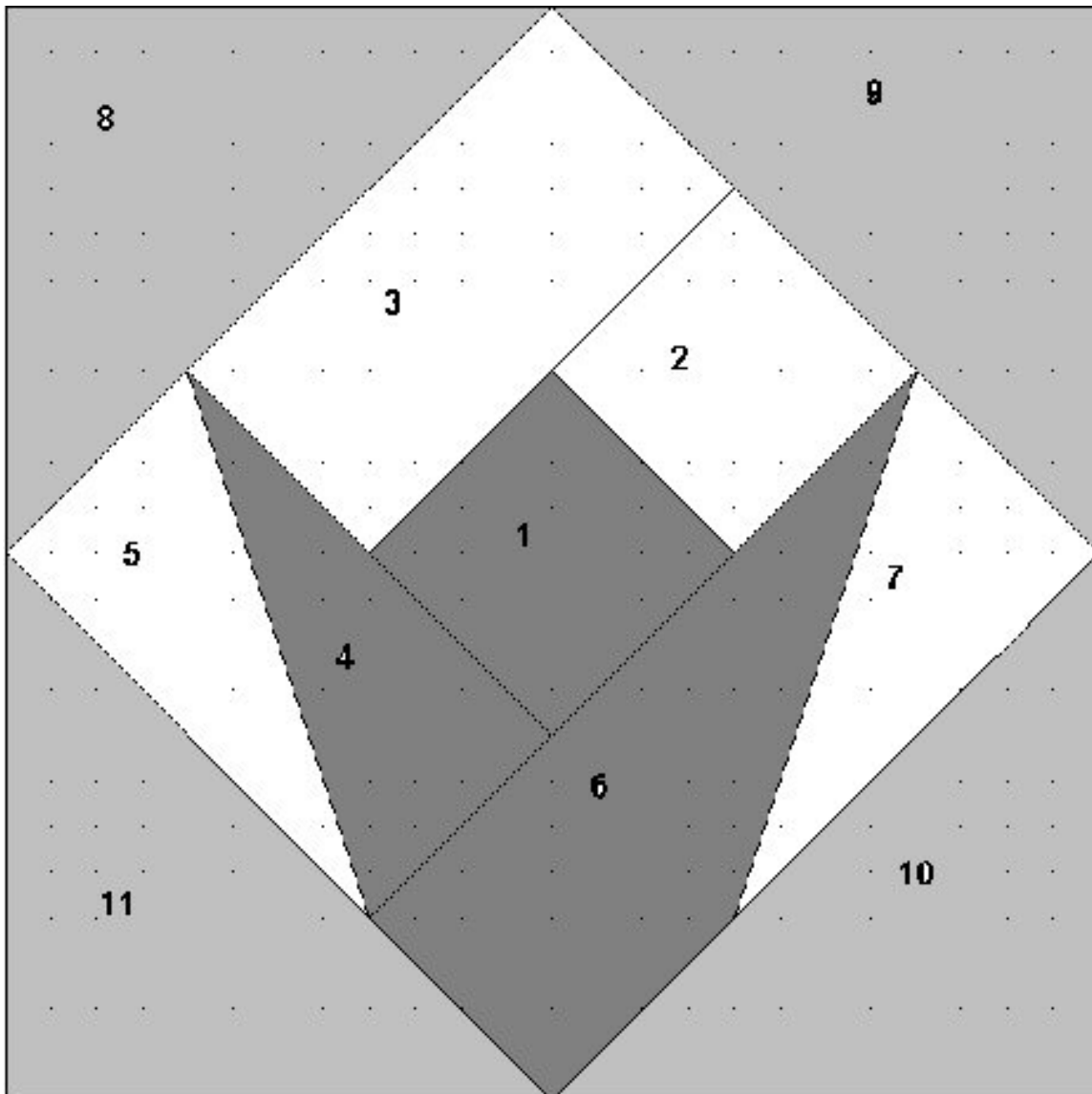
April 2006

BLOCK

PARTY

Try this simple block called The Crocus. The block should be 6" x 6" finished or 6.5" x 6.5" unfinished. It can be done as paper piecing. Make the light gray a pale blue, the white a WOW, and the dark gray a lovely spring pastel.

Bring as many as you like with your name attached to each one to the April Guild meeting. All names go in the basket and the lucky winner in the drawing gets all of the blocks. If you would like a paper piecing pattern see Dea Jae Shore at the Guild meetings and she will have some for you to try out your skills.



GSAQG

P.O. Box 380522
San Antonio, TX 78268

Phone 210-695-8737

www.sanantonioquilt.org

Nonprofit Org. U.S. Postage Paid San Antonio, TX Permit No. 3572

February Schedule

February 6 BOARD MEETING-5 PM
St. Andrew's Church
8231 Callaghan Rd.

February 11 GUILD MEETING-10AM
St. Andrew's Church
8231 Callaghan Rd.

February 17 - QPC-AM 10am-4pm
Alamo Stitchin Post
Hostess - Loveta Fowler
656-6700

February 21 - Wearable Arts 6:30pm
Creative Sewing Center
11777 West Ave.
Hostess - Ida Tyson Blankenship

Board of Directors

President Ruth Felty

President Pro-Tem

Lois Beauchamp

1st Vice President for Special Events

Mary McCarthy

2nd Vice President for Newsletter

Dea Jae Shore

3rd Vice President for Programs

Larry Beauchamp

4th Vice President for Services

Judith Miller

5th Vice President for Comm. Outreach

Barbara Gilstad

Secretary, Teresa Tijerina

Treasurer, Karen Nanos

Parliamentarian Lori Branson

Bold Offices expire December 2006