



January 13
Guild Meeting

10:00 AM

St. Andrew's Church
8231 Callaghan Rd.

Ugly Quilt
Contest



Remember to bring to
the meeting:

- Nametag (wear it)
- Library books, videos & patterns
- QPC and Bright Hopes Projects
- Memberships expire. Plan to pay your dues.
- Block Party blocks
- Smiles for your friends

Black-eyed Peas and The Other Side Of The Fence

Every New Years day I cook my husband black-eyed peas with ham. This for me is an act of love; I abhor black-eyed peas, much to the amazement of my family and our Southern heritage. We all do big and small things for those we love. Now that I am sitting on the fence looking over, I am amazed at the amount of volunteer hours that are given in support of our guild. Many people work 20-40 hours a week, unpaid, for the benefit of our guild, an organization that they love. So as we welcome the New Year and all of it's possibilities, let's remember to say thank you through our actions and raise our hands to support those who ask, or don't ask for a little of our time. As my Grandmother always said, "many hands make light work".



The 2007 GSAQG board wishes you all a very Happy New Year.

Bobbie Ashley

Ethel Howey Grant Recipient

Ruth Felty congratulates the guild's first winner of the Ethel Howey Grant, Charlotte Keener. Charlotte plans to attend the Quilting Adventure in New Braunfels in March. We all look forward to the ideas she will bring back to the guild.





Program Notes



JANUARY PROGRAM

Our January program will be a competition to find the leader, the premier, the ultimate, the epitome, the empress (or emperor) of ugly quilts.

We have seventeen (17) entries vying for prizes. The winner will be determined by your vote so be sure to be on hand to pick your favorite UGLY quilt.

FEBRUARY WORKSHOPS AND PROGRAM

With Jane Tenorio-Coscarelli

Sign up at the January meeting

Friday 9:30 to 3:30 - \$25

Cutaway Appliqué

Inspired by the beautiful art of Mexican paper cutting and designs. This class will teach you reverse appliqué cutaway techniques. Using whole cloth silhouette designs.



Saturday after guild (approx 1 to 3pm) - \$15

Beach Babies

Come play on the beach with great summer prints. Get your toes



wet with a splash of color. Add that perfect stripe. Your beach babies will not wake up crabby as they nap under this sunny little quilt.

Guild Program – Lecture - Quilt-A-Beast

This is a humorous look at the fabric beast in all quilters. From seasonal prints to classic calicos, you may discover that buying fabric is okay after all. And who ever said you have to cut it up? Stash the fabric, put it on that denim jumper and come share some laughter with all the other quiltabeasts.



Board Meeting Minutes December 4, 2006

Board members present: Ruth Felty, Larry Beauchamp, Lois Beauchamp, Judith Miller, Karen Nanos, Mary McCarthy and Teresa Tijerina. Barbara Gilstad, Sandy Mehall and Dea Jae Shore were absent. Bobbie Ashley, Lori Branson, Bernie Farris and Barbara Sumlin were in attendance.

President: The meeting, held at the Ruth Felty residence, was called to order at 5:07 pm. The November Meeting Minutes were approved as published. Janet Miller, Co-Chair of the 2007 Quilt Show, provided a report on the planning phase of the quilt show. She will continue to provide periodic reports in the next nine months. No Calico Rose will be awarded this month.

President Pro Tem: All volunteers that assisted with cleaning of the guild storage were thanked for their services.

Secretary: Nine calls were received in the last month and the Secretary's 2006 Annual Report was submitted.

Treasurer: Preliminary amounts for November were reported and are subject to change: Operating account \$4,358.59, Savings account \$32,877.34, CD \$20,000 and Total \$57,235.93. A CD in the amount of \$10,000 will be purchased after the treasurer obtains copies of the forms specified by our bank.

Special Events: A determination was made that a Special Event is a continuing project normally sponsored by the guild. An outside event sponsored outside of the guild is the responsibility of the Community Outreach Committee. The SAMA "Eye of the Needle" event will fall under Community Outreach. The Live Oak Civic Center has been tentatively reserved for the

MEMBERSHIP INFORMATION

REGULAR DUES \$20 SENIOR (over 65) \$15
Send your check with SASE to: Gloria Hammond
For further information call 695-8737

NEWSLETTER INPUT

DEADLINE: Midnight Monday (after Guild Meeting)
email to quiltnews@satx.rr.com is preferred.
Or mail -Dea Jae Shore

NEWSLETTER ADVERTISING

	monthly	yearly
Full Page Ad	\$60.00	\$660
1/2 page Ad	\$30.00	\$330
(Horizontal - 7 x 4 3/4 Vertical - 3 3/8 x 9 1/2)		
1/4 page Ad	\$15.00	\$165
Business Card (2 x3.5)	\$10.00	\$110

2011 and 2013 Quilt Shows.

Programs: Jennie Rayment presented the guild with a personally signed book, her third, for our library.

Services: The guild is awaiting word from facility officials of St. Andrews Presbyterian Church on the contract renewal for regular meetings. The schedule for the Christmas party luncheon was discussed.

Community Outreach: Barbara Sumlin reported that plans are being formed for guild members to teach quilting classes at the Great Northwest Public Library to adults. The library will provide these classes free to the public. The display of Storybook Quilts during the Summer at the library is also under consideration.

Unfinished Business: The size of our current storage facility was discussed and a motion was made to move to a smaller storage space, the motion was seconded and the motion carried. Lois, Bobbie Ashley and Ruth Felty will work out the details and plan to start the move in January. A listing of items (see attachment) in storage to dispose of was discussed and a motion was made to follow through with the disposal of these items, the motion was seconded, and the motion carried. A third motion was made to take these items to the January meeting and offer to our members as free and donate left over items to Youth Alternatives; the motion was seconded, and the motion carried.

The meeting adjourned at 6:40 pm.

Teresa Tijerina, Secretary

New Bee

If you work with Electric Quilt or you think you might want to learn about computer aided quilt design and so much more, this bee is for you. If you think you might be interested, plan to come and see what it is all about. There will be three laptops available for practice if all you have is a desktop. We will be meeting at Dea Jae Shore's house on January 9 at 1:00pm. The address is 5903 Cypress Bend. It is near the intersection of Judson and Stahl Roads.



Contact Dea Jae or Barbara Gilstad if you

have any questions or suggestions.

General Meeting Minutes December 9, 2006

There was no business meeting, just bunches of fun and partying.



Treasurer's Report

November 30, 2006

INCOME	
Dues - Membership	\$ 520.00
Newsletter/directory ads	35.00
Interest	103.11
Other	21.75
Quilt show	130.00
Retreat - Winter	810.00
Workshops	165.00
TOTAL INCOME	\$ 1,784.86
EXPENSES	
Newsletter/directory	131.11
Telephone	49.85
QPC	174.61
QPM	75.43
Rent (Meetings)	250.00
Administration	5.00
Bright Hopes	147.25
Storage facility	370.00
Style show	150.08
Programs	520.00
Workshops	1,100.00
TOTAL EXPENSES	\$ 2,973.33
Ending Jefferson Operating	\$ 4,283.87
Ending Jefferson Savings	\$ 32,980.45
Jefferson CD	\$ 20,000.00
Total Guild Funds	\$ 57,264.32
Karen Nanos, Treasurer	

Sour cream pound cake

Serve this sour cream pound cake with a dessert sauce or use thinned icing to glaze.

INGREDIENTS:

- 1 1/2 cups butter, room temperature
- 2 cups sugar
- 8 eggs
- 1 teaspoon vanilla
- 4 cups sifted all-purpose flour
- 1 cup (8 ounces) sour cream
- sifted confectioners' sugar

PREPARATION:

In a large mixing bowl cream butter and sugar until light and fluffy. Add eggs, one at a time, beating after each addition. Beat in vanilla. Blend flour into creamed mixture alternately with sour cream, ending with flour. Beat well after each addition. Grease and flour a 10-inch Bundt pan. Pour batter in Bundt pan; bake at 350° for about 1 hour or until cake is done. Cake should spring back when lightly touched with finger. Cool sour cream pound cake in the pan for 10 minutes, then invert on a rack to cool completely. When cooled, sprinkle sour cream pound cake with sifted confectioners' sugar or ice. Serve sour cream pound cake with dessert sauce or use a glaze, if desired.





Way Out West Summer Retreat, 2007

Sign-ups for the 20th Annual Charlotte Flesher Memorial Quilt Retreat will begin at the January meeting. Retreat will be held at Camp Lone Star in Lagrange, Tx, from Sunday evening, June 24th through Friday, June 29th, 2007. We'll have a couple of classes, some games, a mystery quilt, and as much fun as you can handle! The retreat quilt, which will be donated to the next GSAQG auction, will be a juvenile quilt with a western theme. Kitty is also planning a second western-theme quilt so we can use a block from each participant.


The fee for a week of sewing, fun, and friendship will be \$295, room and board included. Those wanting to swim will need to contribute a little more toward the fee for a life guard, but that will be handled at retreat. A non-refundable deposit of \$50.00 will hold your place. The balance must be paid in full by the May GSAQG meeting.

The sign-up form is in the newsletter and on the web page. If you have any questions, please call Cathy Wallace at (210) 698-0269.



A Sewing Basket

560 N. Main Street • Salado, Texas 76571



Fabrics • Quilting
Classes • Notions



Easy on and off of IH-35

www.TheSewingBasket.com
email: sewbskt@vwm.com

(254) 947-5423
1-877-244-0450
Fax (254) 947-5428

OAK LEAF QUILTS

225 S. SEGUIN AVE.
NEW BRAUNFELS, TX 78130
PHONE : 830.629.0774
FAX : 830.629.0887

CLASSES - FABRIC - NOTIONS
M-F 9:30 - 5:00 ; SAT 9:30 - 3:00

AUTHORIZED BERNINA DEALER



Way Out West
20th Annual Charlotte Flesher Quilt Retreat
June 24 to June 29, 2007

SIGN-UP AND MEDICAL EMERGENCY INFORMATION

Name _____

Address _____

Email Address _____

Roommate choices _____

Emergency Contact _____

Address _____

Phone Number(s) _____

Physician's name _____

Phone Number _____

Any medical conditions we should know about? _____

Will you be swimming at retreat? _____

The cost of the life guard will be split among the participants who wish to swim. This will be determined at camp when we know the number of swimmers.

The fee for retreat this year is \$295. A \$50.00 non-refundable deposit is required to sign up for retreat. Please complete this form and return to Cathy Wallace, along with the deposit. If you have any questions about retreat, please call:

Cathy Wallace
6719 Washita Way
San Antonio, Tx 78256-2315
(210) 698-0269

Greater San Antonio Quilt Guild Judged Show “A Fiesta of Quilts” September 14 – 16, 2007

The Rules

General Information

- *Entry forms and fees will be accepted at monthly guild meetings or by mail to:
GSAQG Show Entry, 296 Settlers Way, Comfort, TX 78013-5522*
- Entries are due no later than **July 21, 2007**.
- Entry packages must include the following:
 - **Completed entry form**, printed in ink.
Copies for multiple entries are acceptable.
A maximum of four entries will be accepted per person.
 - **A check** for \$6 per entry made out to GSAQG.
Entry fee is non-refundable if withdrawn after the deadline (7/21/07).
One check may cover multiple entries.
No entry fee is required for the Challenge category.
Include appraisal fee and raffle ticket purchases, if applicable.
 - A **color photograph** of the entry.
Work in progress photos and computer printouts are acceptable.
Write your name and quilt title on the back of the photograph.
Do not staple or tape photo to the entry form.
 - Legal size (4" x 9 1/2") **Self Addressed Stamped Envelope**.
A single envelope may be included for multiple entries.
- Entries are **not** limited to members of the Greater San Antonio Quilt Guild.
- Due to space limitations, we can only accept the first 250 quilts. Entries will be accepted in order received.

Quilt Preparation

- The quilt must be labeled in the bottom right hand corner of the back of the quilt (when looking at the back), and must include the name of the quilt and the quilt maker(s). The label must be covered during the judging portion of the show. All garments and miniatures must be labeled.
- Bed quilt entries must have a 4" sleeve stitched securely to the quilt. Place the bottom edge of the sleeve no more than 90 "from the bottom of the quilt. If the quilt is shorter than 90", place the sleeve at the top of the quilt. Wall hangings less than 30" wide will require a 2" sleeve across the top of the quilt. Quilts will not be displayed without a sleeve.
- No rigid frames, mounting devices or special lighting may accompany the quilt.
- Items previously judged in a GSAQG show will not be accepted.
- Quilts entered must have been completed after January 1st, 2002.

The Quilt Show

- All entries must be available for judging and display from Tuesday, September 11th through Sunday, September 16th. No quilts will be removed prior to 6:00 pm, September 16th, 2007.
- **Delivery point:** Live Oak Civic Center: **Tuesday, September 11th, from 7:00AM -11:00 AM**. It is the responsibility of the entrants to ensure their entries arrive by the specified time.
- **Mailed entries:** Quilts that will be mailed to the show must arrive no later than **September 1st**. Also:
 - They must be sent in a box sturdy enough to be used to return the quilt.
 - A pre-paid mailing label must be included with the quilt for its return.
 - Mail the quilt to: Ida Tyson Blankenship, 5218 Sagail Place, San Antonio, TX 78249-1798
 - Questions may be made to Ida at: idatysbl312@sbcglobal.net
- Entrants are responsible for insuring their entries. Every effort will be made to assure your entry's safety. Neither the Chairpersons, GSAQG, Inc., nor Live Oak Civic Center management can be held liable for loss or damage to your entry.

- The judged show committee reserves the right to re-categorize the entry, and reserves the right to limit the display of distasteful items.
- **Awards:** At the judges' discretion, first, second, third and honorable mention awards will be given in assigned categories. All awards may not be given in each category, dependant on the quality of the entries. Special awards include: Best of Show, Viewers' Choice, Judges' Recognition, Best Use of Color, Founder's/Past President Award, Best Hand Quilting, Best Machine (Domestic) Quilting, Best Machine (Long Arm) Quilting, and Show Chair's Theme (Fiesta of Quilts).

Categories Defined

- To reflect the dynamic nature of the quilter's art, our show this year will focus on overall construction and design and less on the mechanics of production. Accordingly, there will be no category differentiating professionally quilted work from others. To quote one of our past judges, "Well done is well done."
- Quilters will be acknowledged on the gallery cards and in the program, but ribbons will be awarded only to the entrant.
- Individual awards will be given for excellence in hand, machine (domestic) and machine (long arm) quilting, and those will be awarded to the quilter.

100 Appliqué Quilt, Large

1. Quilt must be at least 72" on the longest side.
2. Top construction is predominantly appliqué.
3. The quilt must be the work of one or two people.

200 Appliqué Quilt, Small

1. Quilt must be less than 72" on the longest side.
2. Construction technique is predominantly appliqué.
3. The quilt must be the work of one or two people.

300 Pieced Quilt, Large

1. Quilt must be at least 72" on the longest side.
2. Top construction is predominantly pieced.
3. The quilt must be the work of one or two people.

400 Pieced Quilt, Small

1. Quilt must be less than 72" on the longest side.
2. Construction technique is predominantly pieced.
3. The quilt must be the work of one or two people.

500 Mixed Technique, Large

1. Quilt must be at least 72" on the longest side.
2. Top must contain a balance of two construction techniques (piecing & appliqué).
3. The quilt must be the work of one or two people.

600 Mixed Technique, Small

1. Quilt must be less than 72" on the longest side.
2. Top must contain a balance of two construction techniques (piecing & appliqué).
3. The quilt must be the work of one or two people.

700 Group Quilt:

1. Any construction technique is acceptable.
2. Any size is acceptable.

3. Three or more people must have participated in the construction of the quilt top.

800 Miniatures

1. Piece must be 25" or less on the longest side. (Max 25 x 25)
2. Entries must be in a scale proportioned to the size of a whole quilt.
3. Any construction technique is acceptable.
4. Miniature novelty techniques are accepted: These include crazy quilting, yo-yos, etc.
5. The quilt must be the work of one or two people.

900 Art Quilts

1. The piece must show artistic/studio design concepts, with the emphasis on line, color and design. The category features abstract and cutting edge works.
2. The piece is the original work of the maker.
3. Any construction, quilting and/or surface techniques are acceptable.
4. Quilt must be the work of an individual.

1000 **Kits /BOM:**

1. Any quilt made from a kit (purchased pattern with pre-selected fabrics) or Block of the Month pattern (from shops, mail order or magazine etc.).
2. Any size is acceptable.
3. The quilt must be the work of one or two people.

1100 First Quilt

1. The entry must be the first quilt entered in a formal quilt show.
2. Any size or construction technique is acceptable.
3. The quilt must be the work of one or two people.

1200 Juniors

1. The quilt must be made by child under the age of 18.
2. Any construction or quilting technique is acceptable.
3. Limited adult help is acceptable.

1300 Wearable Art

1. The piece must be intended to be worn as a garment.
2. The piece must be constructed using piecing or appliqué.
3. The quilting technique (hand/machine) is the choice of the maker.
4. Novelty techniques are accepted: These include crazy quilting, yo-yos, etc.

1400 Challenge

1. Challenge fabric must be easily identifiable within the piece.
2. Size requirements 200 inches maximum perimeter measurement.
3. The piece must be a finished quilt and be the work of an individual.
4. Any technique or combination of techniques is acceptable.

1500 **Other/Miscellaneous**

Quilts that do not fit criteria of other categories: whole cloth, vintage, yo-yos, crazy quilts, etc.

Greater San Antonio Quilt Show 2007
Entry Instructions

Entries due No Later Than: *July 21st, 2007*

- ♦ Please print in ink
- ♦ Copies for multiple entries are acceptable.
- ♦ A maximum of 4 entries will be accepted per person.

Forms must be completely filled out, signed and accompanied by:

- ♦ **A check** for \$6 per entry made out to GSAQG.
Entry fee is non-refundable if withdrawn after the deadline (7/21/07).
One check may cover multiple entries.
No entry fee is required for the Challenge category.
Include appraisal fee and raffle ticket purchases, if applicable.
- ♦ **A color photograph** of the entry.
Work in progress photos and computer printouts are acceptable.
Write your name and quilt title on the back of the photograph.
Do not staple or tape photo to the entry form
- ♦ Legal size (4" x 9 1/2") **Self Addressed Stamped Envelope**.
A single envelope may be included for multiple entries.

Submit your complete entry package:

- ♦ At **monthly guild meetings** or, by mail, to
 - ♦ GSAQG Show Entry
296 Settlers Way
Comfort, TX 78013-5522
-

Appraisals: **Marcia Kaylacki**, a certified quilt appraiser, will be conducting appraisals for a fee throughout the quilt show. This service is available by appointment only and has sold out in past shows. If you would like to have your quilt appraised, you may "book" your slot now and guarantee that your quilt will get the professional appraisal it deserves. (\$40/quilt.)

2007 Raffle Quilt: "A San Antonio Fiesta"

- ♦ Designed by Barbara Hodge, a local artist, this lovely quilt was constructed as a group effort by members of the Greater San Antonio Quilt Guild, then quilted by Bernie Farris.
 - ♦ Tickets (\$1 each, or 6 for \$5) may be purchased at the time of your quilt entry.
 - ♦ The drawing will be held Sunday, September 16, 2007 at 2:30pm during the quilt show.
-

*** For Show Rules and a complete description of categories, please visit our website at:
<http://www.sanantonioquilt.org/Pages/quiltshow.htm>

DUE by July 21st, 2007

- o 1 Self Addressed Stamped Envelope
- o Entry form & color photo for *each* entry
- o Appropriate fees

Greater San Antonio Quilt Guild Judged Show
"A Fiesta of Quilts" September 14-16, 2007
Entry Form

OFFICIAL USE ONLY	
Category	_____
Quilt #	_____

About You

Name _____

Address _____

City _____ State _____ Zip _____

Telephone (H) _____ (Cell) _____

e-mail _____

GSAQG Member? o Yes o No

About the Quilt

Name _____

Size _____ inches Vertical (length) _____ inches Horizontal (width)

Category # (choose only one) _____ Year completed _____

Constructed by: o Self o Other: _____

Pattern/Design Source credit: o Original work o Other: _____

Quilted by: o Self o Other: _____

Quilting technique: o Hand o Machine, domestic o Machine, long-arm

Is this quilt for Sale? o No o Yes, asking \$ _____

(20% will be deducted for guild expenses.)

Do you wish to have this quilt appraised? o No o Yes

(If yes, include \$40 appraisal fee for each quilt to be appraised.)

Quilt's Story (for the gallery card). Please limit to 25 words or less.

Raffle Tickets: I wish to purchase:

o 6 for \$5 o 12 for \$10 o 24 for \$20

Hold Harmless Agreement

I understand that all entries must be available for judging and display from Tuesday September 11th through Sunday September 16th, 2007. I agree to allow the GSAQG to photograph my entry for files, publicity and promotional purposes. I understand that every effort will be made to protect my entry. Neither the chairpersons, GSAQG, Inc., nor Live Oak Civic Center can be held liable for loss or damage to the entry.

Your Signature

_____ Date _____

Amount Enclosed (Make checks payable to **Greater San Antonio Quilt Guild**)

\$6/Entry _____ + \$40/Appraisal _____ + Raffle Tickets _____ = **TOTAL \$** _____

<u>Placement Categories</u>	
100	Applique, Large
200	Applique, Small
300	Pieced, Large
400	Pieced, Small
500	Mixed Technique, Large
600	Mixed Technique, Small
700	Group Quilt
800	Miniatures
900	Art
1000	Kit/Block of the Month
1100	First Quilt
1200	Juniors
1300	Wearable Art
1400	Challenge
1500	Other/Miscellaneous

Sunshine and Shadows

Shirley's husband Jack Henthorn died on Wednesday, November 22. A rosary was recited on Tuesday, November 28 and the Mass of Resurrection was offered on November 29 at St. Rose of Lima Catholic Church. In lieu of flowers, memorials are suggested to the Saint Rose of Lima Building Fund, 9883 Marbach Road, San Antonio TX 78245. Our sympathies, thoughts and prayers are with Shirley and her family.

Carrie Villarreal has cervical spinal surgery December 1, 2006 at the Methodist Hospital. Our hopes and prayers for Carrie to have a good and quick recovery.

Margaret Eppstein passed away in her sleep around 4 AM on Monday, December 4, 2006. She was 84. She will be cremated and taken back to Illinois for burial with her family. There will be a memorial service in San Antonio at a later time. She was a charter member of the Greater San Antonio Quilt Guild. Margaret for many years was the best reverse sewer at both Retreats and Quilt-in. Many of us who knew her will miss her cheerful demeanor. Our sympathies to her husband, Sam, and her family and friends.

De Leclair makes another national magazine!!! Page 16 of the new Quilter's Newsletter has a picture of

one corner of her Coeur de Vigne and a story on her being named a Master Quilter.

GSAQG has awarded their first Ethel Howey Grant to Charlotte Keener. Charlotte will be attending a Quilting Adventure workshop in March.

Remember to email me at qorg@aol.com or call at 972-472-2028 to share your sunshines and shadows. Amy C.

Cruisin' The Texas Coast



Shop Hop 2007

February 1st - 3rd 2007

* Pick up your Passport and start cruisin' the Texas Coast. *
Get your passport stamped at all the four "quilt stops" along the way,
and you have a chance at these prizes:

Grand Prize - Janome 9500 (\$2699 value)

1st Prize - \$50 gift certificate from each shop (\$250 value)

2nd - 6th Prizes - \$50 gift certificate from one shop (\$50 value)

* Shop Hop Quilt - Pick up clues and kits at every stop
for this fabulous Debbie Caffrey© quilt!

* Keep cruisin' for drawings, goodies and more at each shop!

Participating Quilt Shops

Rockport

Golden Needles & Quilts
701 N. Allen
361-729-7873
www.quiltscapes.com

Blessing

Blessing Fabric & Bead Studio
816 FM 616
361-588-1200
www.5881200.com

Port Lavaca

Beefore It's A Quilt & Gifts
119 E. Main Street
361-552-1350
beefore@cableone.net

Victoria

Quilter's Patch
205 North Star, #Q
361-578-0380
www.quilterspatch.com



COMMUNITY OUTREACH UPDATE

Helping Hands Needed!

The Creative Inspirations Quilting, Sewing and Embroidery Expo is just around the corner. Won't you lend a helping hand and spend a few hours manning our guild's booth at the Expo at the Crossroads Mall Norris Conference Center? The Creative Inspiration Expo offers shopping, seminars, workshops, and fashion presentations relating to sewing, quilting, embroidery, appliqué and more. The Quilt Guild will have a booth at the Expo and will give out information regarding the San Antonio Quilt Guild, its purpose and programs between 9 A.M. to 6 P.M., Thursday thru Saturday, **January 18-20, 2007.**



Any of our quilt members who help out on one day for 2 to 3 hrs will not have to pay the \$8 entrance fee for that day. Sandra Retzloff would like to have 2 to 3 people manning the booth at all times during the Expo if at all possible. Those of us who helped last year had a great time forging new friendships while telling the public about our guild. Sandra will have a sign up sheet at the January guild meeting for those who are willing to help.

Visit www.sewingevents.com to learn more about this upcoming event and to check out the classes being offered.

Out with the Old, In with the New VP for Community Outreach



Chairs of the various Community Outreach Committees, Betty Tope, Jean Powell, Debra Pavelka, Sandra Retzloff, Mary Ruth Flores, Carol Rouse, and Barbara Gilstad, welcomed

Barbara Sumlin, our guild's **new VP for Community Outreach** at a scrumptious potluck luncheon hosted by Betty and her mother Liz Tope at Betty's home on November 28th. Not shown: Kay Allison and Gundy Clevon. We all wish you a great term of office, Barbara Sumlin.



Storybooks and Quilts to Go




In ***A Quilt for Baby***, a children's book written by Kim Lewis, a young mother tells her baby the story of the animals on their family farm through a quilt she is making. The book ends with the baby gently curled up in the quilt and sleeping in her mother's arms. Any baby would love being wrapped in the lovely quilt of soothing colors Kris Thomson made to go with this engaging storybook, don't you think?

encourages teachers to initiate a class project by inviting children to send letters containing plain cloth squares to their favorite authors and illustrators to be decorated and returned. And when the decorated cloth squares are signed and returned, they are combined to make a class quilt. What a memorable experience participating in a real quilting bee would be for everyone involved. And wouldn't seeing and touching the soft, snuggly quilt Deborah Pavelka made to accompany this book spark children's interest in making their very own class quilt?

Thank you Kris and Deborah for making quilts for our guild's Storybooks and Quilts to Go collection. Your two quilts will undoubtedly become favorites much sought after by teachers and librarians in the coming months and years.



Special Note to Chairpersons of Community Outreach Committees: If you have any information you would like included in next month's **Community Outreach Update**, please contact Barbara Sumlin after January 1, 2007. Happy New Year!



Memories by the Yard

210-520-4833

Helping you make memories to last.
Happy New Year!

2007 brings new BOM's:

- Harvest Home
- Embroidered Hearts of the Month
- Ramblin' Rose Meets Jamestown from Marti Michell
- Pumpkin Hill from Bunny Hill Designs
- The Family Reunion, a Snowfamily Pearl Louise Design
- Vintage Postcard Collection from Fig Tree Quilts
- Beginning Baltimore from Fig Tree Quilts
- Thimbleberries Club – House and Garden

Come to our Around the Block Open House in January and check out all the new BOM's

**Store hours: Monday and Thursday, 10-7
Tues., Wed. & Fri., 10-5 Saturday, 9-4**

6816 Huebner Rd., San Antonio

On Huebner at Bandera, next to Tuesday Morning

www.memoriesbytheyard.com



Grandby's Quilts

Machine Quilting and
Machine Embroidery

(210) 490-7813 or
(830) 438-4294
barbara@quilts.cc

www.quilts.cc

Ledenham Sewing Machine Co.

Sales, Service & Parts



Cecil & Peggy
Owners



(formerly located in Joske's)
2107 Vance Jackson
San Antonio, Texas 78213

732-6309
Office & Fax



This may be Ricky Tims' last TEXAS TOUR Join us at Creative Sewing Center

Caveman Meets Convergence	Fri.	Feb. 16	10:00-11:30
Caveman Meets Convergence	Fri.	Feb. 16	6:00-7:30

\$25.00 for either session

This explosive quilting weekend begins with dynamic demonstration to start the new year of Creative Sewing Club. Sign up for either the morning or evening program by this phenomenal piecing & quilting artist from Colorado. CSC members receive a \$25 gift certificate at the program.

Fear Not the "A" Word

Sunday Feb. 18
12:00-1:30 \$25.00

Ricky loves the look of hand applique but prefers to work by machine, so he has developed two distinctive and fun styles of machine applique—one refined and the other primitive, rough, & rustic. Join this jam packed demo where he will share his methods for outline applique, in which the applique becomes an important design feature that accentuates your appliqué elements.



Just a Quilting Fool Machine Information Overload

Sun. Feb. 18
2:30-4:00 \$25.00

Ricky shares many of his secrets and

methods for fine heirloom quality machine quilting in this exciting & information packed program. Sit back and relax as you see many of the techniques used in his award - winning quilts. Ricky's entertaining & informational program will give you the confidence you need to machine quilt like the pros. Hand quilters will benefit from his instructions on quilt design, innovative marking tech-



Creative Sewing Center


11777 West Ave
210-344-7901

San Antonio, TX 78216
www.sewsanantonio.com

January 2007 **BLOCK PARTY**

Try this very simple Log Cabin. The block should be 6" x 6" finished or 6.5" x 6.5" unfinished. All pieces are 2" wide. The Center is 2 x 2. The colors should be 2 Purples and 2 pinks with a WOW center.

Bring as many as you like with your name attached to each one to the January Guild meeting. All names go in the basket and the lucky winner in the drawing gets all of the blocks.



GSAQG
P.O. Box 380522
San Antonio, TX 78268

Nonprofit Org. U.S. Postage Paid San Antonio, TX Permit No. 3572

January Schedule

January 2 BOARD MEETING-5 PM
St. Andrew's Church

January 13 GUILD MEETING-10AM
St. Andrew's Church
8231 Callaghan Rd.

January 15 - Wearable Arts 6:30pm
Creative Sewing Center
11777 West Ave.
Hostess - Ida Tyson Blankenship

January 26 - Quilt-In 9:00 AM
Cavender Buick
Hostess - Shirley Carter

Board of Directors

President Bobbie Ashley

President Pro-Tem

Lois Beauchamp

1st Vice President for Special Events

Mary McCarthy

2nd Vice President for Newsletter

Dea Jae Shore

3rd Vice President for Programs

Larry Beauchamp

4th Vice President for Services

Bernie Ferris

5th Vice President for Comm. Outreach

Barbara Sumlin

Secretary, Lori Branson

Treasurer, Karen Nanos

Parliamentarian Sandy Mehall

Bold Offices expire December 2007