

Greater San Antonio Quilt Guild, Inc.

Incorporated August 1980



www.sanantonioguilt.org
210-984-6149

**Zoom Meeting
September 12th
@ 9 am.**

**Meeting ID &
Passcode will be sent
out via email prior to
meeting.**

**September
Program
Bento Block
(Sew Along)
by
Sandra Lowell**

**Remember to
bring to the
meeting**

- Name tag (wear it)
- Clean Face & Combed hair
- Smiles for everyone

President's Letter

Well done to all who attended our first guild meeting via Zoom! Applause. It was great to see all the smiling faces. Sorry my camera blitzed – it was working the day before. Sigh. We are lucky to have a computer guru like DeaJae on our board to keep us going. As we become accustomed to all the features available I'm sure the flow of the meetings will improve.

Gail Clover has stepped into the Parliamentary shoes. Elections in November will be for the offices of President, Secretary, 2nd VP Information, 4th VP Services, and 5th VP Community Outreach. I have decided to seek re-election as has Ina Ramirez. Elaine Staller has expressed her interest in the Community Outreach position. So that leaves Secretary and Services without any names. Of course, multiple candidates for every office is always a possibility. If you would like to know what each position entails there is a quick guide at the front of the directory and the full details can be found on our webpage under the Membership heading, sub heading By-Laws. Each board position requires a commitment of two years.

If you or your bee is wanting to make quilts and bags for Bright Hopes be sure to give Dea Jae Shore a call. She can arrange for you to have a dig through the guild's immense collection of fabric. Completed items for Bright Hopes can be collected by or dropped off to Linda Nash or Judy Pearl, both listed in the directory.

Please remember to look at the guild webpage occasionally as that is our main source of information during this time. Be sure to check out our very own youtube channel, too.

Keep on quilting - - - - Mary

WE ARE MEETING ON ZOOM FOR SEPTEMBER!

DATE: SEPTEMBER 12TH

TIME: 9 AM

MEETING ID & PASSCODE

will be sent out via email prior to meeting.

SIMPLE AND QUICK ETIQUETTE:

PLEASE MAKE SURE THAT:

1. YOU HAVE VIDEO ON.
2. YOU ARE ON MUTE. If at all possible, please not background noise!
3. IF YOU HAVE ANY QUESTIONS, PLEASE WRITE THEM IN THE CHAT ROOM.
4. PLEASE BE CURTEOUS OF OTHERS AND DO NOT UNMUTE TO SPEAK UNLESS REQUESTED BY NAME.
5. ANY LIGHT WHERE YOU ARE MUST BE FACING YOU AND NOT THE CAMERA.

Programs

If we meet in person

November - veterans quilts

December - holiday potluck

January - Vickie Owen will present member's collage quilts. She will teach class on producing a Laura Heine quilt top. Both Friday and Saturday classes will be needed for the top.

February - Guild garage sale. Tables will be assigned.

March - Speaker Kathryn Groves

If we meet on ZOOM

October - Brita Nelson is the speaker scheduled for October. Zoom classes are being offered. Please speak with Sandra Lowell if interested.

November - Bags, bags, bags. Members will share pic of bags they have made. Gail Clover will teach making the Runaround Bag afterward.

December - Members will show holiday quilts they have made. Optional class afterward: Dea Jae will teach how to make Easy Peasy Drawstring Backpack.

Remember that plans for programs depend upon the community health and our host church reopening. If you want to sign up for a class and can't make the meeting, contact Sandra Lowell, 3rd VP for Programs, 512-484-1307 or sandra.lowell@att.net.

Good Job!

We had a fantastic meeting on Saturday, August 8, 2020 morning. We had 61 members who participated which is terrific. Thanks to all who attended, and thank you for you putting up with our fits and starts. We will get this down to a science eventually. If you did not make the meeting but would still like to see it, it is posted on our website. Go to the "Programs" page and on the right-hand side is a link.

I know I have been saying we will use the same Meeting ID and PW but in the September meeting, you will be asked to register and you will receive a link to click on. That way we can take roll call, and Thelma can then transfer it to the sign in sheets.

Be sure to send me your Bring and Brag pictures by **September 9**. We will be looking at them during the meeting. The breakout rooms worked pretty well. Maybe in September we can stay in them 10 minutes to chitchat.

Be sure you are checking the webpage every so often. It is our lifeline of information.

www.sanantonioquilt.org

Dea Jae AKA Wendy Quilter

NEWSLETTER INPUT

DEADLINE is Midnight the Monday after Guild meeting. E-mail: quiltnews@sanantonioquilt.org

NEWSLETTER ADVERTISING

	Monthly	Yearly
Full page ad	\$60.00	\$660
1/2 page ad (horizontal - 7 x 4 3/4 vertical - 3 3/8 x 9 1/2)	\$30.00	\$330
1/4 page ad	\$15.00	\$165
Business card (2 x 3.5)	\$10.00	\$110



Suzie Quilts

at

**Valley Ranch
Retreat & Event Center**

105 Mockingbird Lane
Camp Wood, Texas 78833
in the beautiful Texas Hill Country

www.SuzieQQuilts.com
830-597-6310
Sue@SuzieQQuilts.com

www.ValleyRanchRetreat.com
830-597-3445
info@ValleyRanchRetreat.com

Now to Him Who is able to do far more abundantly beyond all that we ask or think...

**GSAQG Board Meeting Minutes
August 3, 2020**

Mary McCarthy called the Zoom Virtual Board Meeting to order at 7:02 p.m. In attendance were board members Dea Jae Shore, Janice Schwab, Cindy Shutt, Sandy Doyle, Sandra Lowell, Leti Zavala, Gail Clover and guest Jen Eskridge.

President – Mary McCarthy

1. The July board meeting minutes stand approved as published.
2. The board discussed various aspects of using the Zoom platform for guild meetings and activities, and ways to accustom members to it.

President Pro Tem - Dea Jae

1. Every Wednesday, large guilds across the U.S. conduct a Round Table meeting. On August 12th, Dea Jae will attend the meeting which will discuss insurance and liability issues. GSAQG does have liability insurance and board members are bonded according to positions held.

Secretary - Janice Schwab – Nothing to report

Treasurer – Cindy Shutt

1. The total balance of the guild account is \$63,239.94.
2. Cindy has applied for a city funded, small business, \$10K grant for use by the guild for supplies (Bright Hopes, auction, etc.).

1st VP for Special Events – Sandy Doyle

1. 2021 Quilt Show Chair Jen Eskridge, presented updated information about the show.
 - a. Raffle Quilt Co-Chair Karen Lambdin reports that the raffle quilt is almost finished. She has requested that a video be posted on the guild's You Tube video channel telling the story of the quilt.
 - b. Discussed specifics of the raffle quilt ticket sales such as form of payment for the tickets, ticket money collection, ticket winner drawing. Considered many options.
 - c. In September, the Challenge Fabric is to be posted on the guild website. The fabric is \$5 per fat quarter. Payment and delivery directions will be determined soon.
 - d. Venue rental is still undecided. Because of Covid-19 there are many unknowns which affect the final venue choice. Of primary importance is the projected vendor attendance. The Vendor coordinator Ida Kujawski, will be consulted for assistance.

2nd VP for Information – Ina Ramirez - Not present.

3rd VP for Programs – Sandra Lowell

1. October guest teacher Britta Nelson's class, "Disappearing Quilt Blocks," is scheduled from 10:30-5:00 with a 30 minute lunch break on Saturday, August 8. The class will be conducted with a "sew along" format: instructions, demonstration, complete the activity, return to the zoom meeting for the next step. Members who wish to attend will make a \$35 payment which is refundable contingent upon participation in the class.

4th VP for Services – Leti Zavala

1. Service Committees are asked to contribute information regarding their activities at the General Business Meeting on Saturday, August 8.

5th VP for Community Outreach – Gail Clover – Nothing to report.

New Business – None. Old Business – None. Meeting adjourned at 7:54 p.m.

Minutes submitted by Janice Schwab, Secretary.

HELP NEEDED

I am looking for someone to do some repairs to 2 quilts and a baby blanket quilt that were made by my great-grandmother. The quilts are really special to me and my daughters would like to have them for their daughters. 1 has a lot of tearing but the other 2 mainly need to be sown in several places.

I look forward to hearing from someone willing to help me.

Thanks,

Lisa M Deering

210-508-0065

GSAQG General Meeting Minutes
August 8, 2020

President – Mary McCarthy

1. The Zoom virtual meeting called to order at 9:04 a.m.
2. February general meeting minutes stand approved.
3. The September Quilt Auction has been cancelled and rescheduled for 2022.
4. The following board positions are ending in December: President, 2nd Vice-President, 4th Vice-President, 5th Vice-President, Secretary. Members who have expressed an interest in these positions are: President – Mary McCarthy, 2nd VP for Information – Ina Ramirez, and 5th VP for Community Outreach – Elaine Staller.
5. Gail Clover is our new Parliamentarian thus the chair of the Nomination Committee.

President Pro Tem – Dea Jae Shore

1. Any member who needs one-on-one help with zoom, contact Dea Jae.
2. 61 members participated in today's meeting. Bring and Brag and break out rooms will follow the business meeting.
3. Today's general meeting is posted on the programs page on the guild's website.

Secretary – Janice Schwab - Nothing to report.

Treasurer – Cindy Shutt

1. Total balance of the guild account is \$63,239.94.
2. Of this amount, \$20,00 is liquid capital; \$12,500, the Eleanor Wright donation earmarked for program teachers; month/yearly expenses which include post office box rental, storage unit fees, meeting venue rent.

1st VP for Special Events – Sandy Doyle

1. Cancelled events – Summer retreat, fall mini retreat, Houston Quilt festival. Quilt auction is rescheduled for 2022.
2. Winter Retreat, January 21-24 – Chair, Melissa Allo conducted a survey which showed an interest to attend the retreat. Contact Melissa for more information.
3. Quilt Show 2021 – Chair, Jen Eskridge reports that the raffle quilt is completed, a You Tube video presentation about the raffle quilt is being created, the venue is undetermined but a vendor participation survey will help the process, and the challenge fat quarter fabric reveal is in September with fat quarters available through mail delivery for \$5 each.

2nd VP for Information – Ida Ramirez

1. The newsletter needs articles from members sharing their experiences from the last six months. Personal You Tube videos are welcome.

3rd VP for Programs – Sandra Lowell

1. Please send stash buster block pictures to Dea Jae.
2. September - lecture after the business meeting, features the Bento Block presented by Sandra Lowell with a sew-along format.
3. October - Brita Nelson presents a Disappearing Block lecture and a 6-hour workshop after the business meeting. The sew-along workshop, scheduled from 10:30-5:00, is \$35, refundable if the member attends the class. Contact Sandra for sign-up and supply list.
4. November - program will feature a slide show of cross body bags. Following the business meeting, Gail Clover will instruct cross body bag assembly using the Lazy Girl design.
5. December – program to be determined.

4th VP for Services – Leti Zavala - Not present

5th VP for Community Outreach – Gail Clover

1. Storybook Quilts Chair, Linda Kirk, reports that there are 15 storybook quilts in the storage unit and 5 more being completed. Linda will pick them up. Reminder – Linda is resigning her position and needs a volunteer to replace her.
2. Bright Hopes Chair, Linda Nash, reports that her committee has made 10-15 quilts per month for Roy Maas Youth Alternatives. Their plan is to complete 10 quilts for Halloween and 50-75 for Christmas.

New business – None. Old business – None. Meeting adjourned at 9:38 a.m.

Minutes submitted by Janice Schwab, Secretary.

9.2020 Pieces of the Past, 125: **The Quilted Twins**, by Ellen Hernandez

Becky Tillman Petersen and her twin sister, Rachael Woodard, learned to sew in their teens from their mother. Becky majored in Home Economics in college and favored sewing over cooking and decorating. She had never been exposed to quilts or quilting until she met her

sister-in-law in Oregon who was making an Amish quilt. Friends gave her a crazy quilt in the early 1990s and she loved it but had no real understanding of how a quilt was made. She and her husband, and eventually five children, headed to Poland with International Baptist Missions and have been living there for most of the last 25 years.




On a vacation Becky saw a tied quilt at her father-in-law's house made of denim squares and she decided she wanted to make a quilt just like it. Back in Poland, though, denim and cotton materials were not available. She applied her motto, 'do what you can with what you have, and not what you wish you had' to quilting. She turned to second hand stores for used clothing and collected denim jeans in every color available. She ended up making many denim quilts but wanted to do more. She asked her friends for donations of crafts and sewing projects and received a variety of usable, and really

ugly, fabrics. Using some online searches, she looked for ways to use the ugly fabric for quilts. Her favorite pattern was a nine-patch that combined the ugliest fabric with more calm fabrics. She gave all her quilts away to people in need in Poland. Becky continued trying new projects such as flannel rag quilts which she made from Polish pajamas on sale for about \$1.00. Her patchy quilt with a realistic keyboard border was for her children's music teacher. Becky thought this was what a *piano key border* meant.



Over the years while raising her children, learning and teaching Polish, Becky spent a lot of time making charity quilts, and some of her children helped. In 2013 she challenged herself to make a minimum of five quilts a year from completely upcycled fabrics such as clothing or curtains or bedding found at second-hand shops. She made framed nine-patches, rail fences, squares, and her favorite, bargello. She used several quilt-along Pat Sloan patterns and also designed her own. Her patterns, mostly scrappy, were given free to help others enjoy quilting without the financial burden of purchasing books or patterns.



Eventually Becky and Rachael became quilting business partners promoting "*Rachael's Deals and Finds and Becky's Patterns and Designs.*" Their start included over 300 bins of fabric, machines, and sewing supplies acquired from a family that was downsizing. The twins continued to purchase items through online sales, building their stash. Rachael began selling fabrics online, www.quiltedtwins.com, from a warehouse in Florida. Now fabrics are new and include Kaufman, Moda, RJR, Red Rooster and many others starting at \$5.99/yard with a flat rate of \$7. shipping. Backings of 108 inches are \$7.99 and 8.99/yard. They also offer bundles and kits.



Over 200 of Becky's scrappy patterns are still available **free** at their online site. She continues to donate dozens of quilts to friends and families in Poland. And surprise! Becky's son had twins.



Too cool! Beth Rhodes won 2nd place at the 2019 North Texas Quilt Festival using one of Becky's patterns, *Blades of Color*.



BRIGHT HOPE - LARGE TOTE BAG

Goal: To make a tote that is strong and large enough for a child to use to carry their possessions.

The pattern below is assuming you will purchase material that is strong like denim, gaberdine, or home decoration material.

The tote should be at least 23 inches wide and 25 inches long. The pocket should be double material for strength. The straps should be at least 23 inches long.

Bright Hopes will add a saying block with positive words and a label that has a line for the person to put their name.

This pattern will make two large totes.

Material:

Buy 1 1/4 yards of denim or other sturdy fabric. The width should be 54 to 60 inches.

Cutting Directions:

1. Wash the fabric and iron flat.
2. Fold in half lengthwise with selvages matching. Trim off the selvage.
3. Measure in from the fold 3 1/2 inches and mark. Do this the full length of the fabric.
4. Cut along the fold and along the markings.
5. Fold the strips in half and cut. These will be the straps.
6. The rest will be the body of the tote.

To Make Straps:

1. Iron the strap in half.
2. Fold the edges to the center and iron
3. Repeat for the second strap.
4. Fold the strap with the edges meeting the center line and folded in half. Sew along the edge, across the bottom, back up the other side, and across the top.
5. Repeat for the other strap.

Pocket:

1. Use a quilt block that is backed and quilted for the pocket. It is best if the pocket is at least 12 inches X 12 inches.
2. Cut a backing the size of the block.
3. Place the backing and the block together with right sides together.
4. Sew around the edges leaving an opening big enough to turn the block right side out.
5. Turn the block right side out and iron.
6. Top stitch around the block
7. Place the pocket on the right side of the tote body.
8. Measure at least 6 inches down from the top.
9. Center from the sides.
10. Stitch on the sides and bottom.
11. Stitch again 1/4 inch inside the other seam.

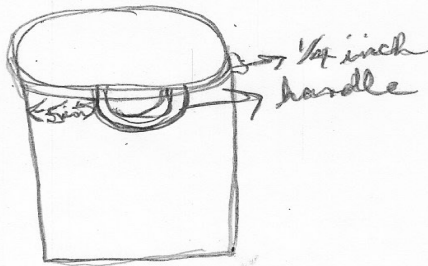
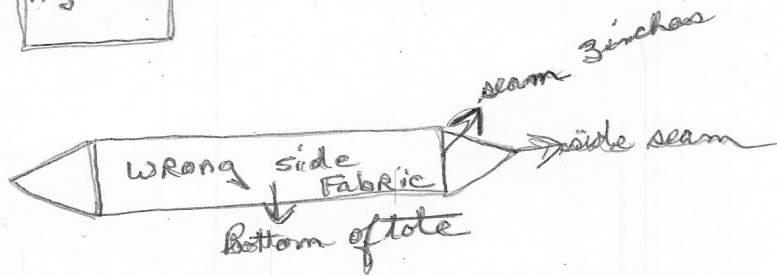
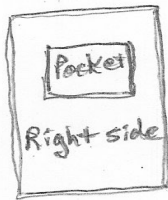
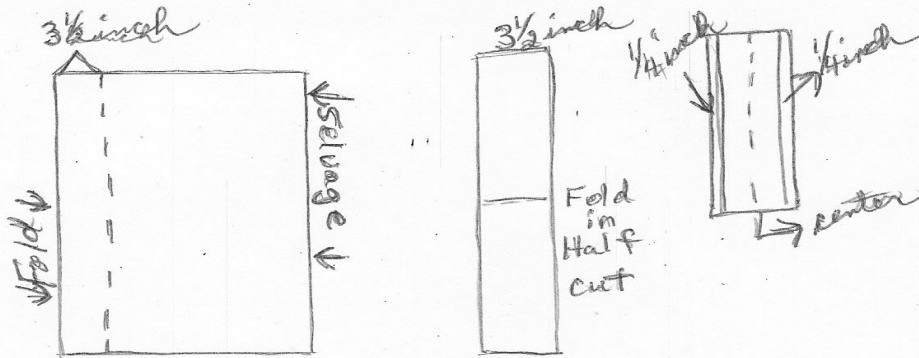
Tote Body:

1. Fold wrong sides together.
2. Stitch 1/4 inch seam on each side.
3. Turn the tote wrong side out and iron seams down.
4. Stitch 5/8 inch seam on each side.
5. Turn under and stitch the raw edge on the top of the tote.
6. Make a hem at the top of around 1 inch.

7. Make a pleat in bottom of the tote.
8. Flatten out bottom with a triangle on each side seam.
9. Stitch across the end where the width is 2 to 3 inches.
10. Place the straps on top of the tote. Measure in 5 inches from the side seam.
11. Place ends of the stags even with the bottom of the hem on top of the tote.
12. Stitch down on the bottom of the strap.
13. Stitch the top of the tote all around going slowly over the seams and straps.

Repeat to make the second tote.

If any questions, please call Linda Nash.



Christmas In July - Update to emptying my tub of Christmas fabric

I managed to make 36 bento box blocks from the tub, enough for one large lap quilt with blocks to spare and I still have smaller pieces to use. So, I'm making a scrap block variation of rail fence. I'm sure the block has a name but I don't know it. It consists of 3 2.5x4.5 inch "bricks" and one 2.5x6.5 inch "mortar". So, I'm going to call it bricks and mortar. The three short strips are sewn together along their long sides and the long strip is sewn along one top edge to make a 6.5 inch block. You rotate the blocks to make a zigzag pattern as you sew the blocks together.

I made 46 bricks and mortar blocks, with a pile of bricks leftover. I will be donating the blocks and leftovers, and, yes, I really did empty the tub. Interesting to note, I did not use any yardage or fat quarters for any of these projects. It just goes to show how much you can do with your scraps.

So, I'm coming to the bottom of the tub, and I won't have enough blocks to finish a lap size top. I'm asking you to help me out and make some of these blocks to add enough for a quilt top.

I also found a bunch of Christmas charm squares in a different tub, so I will also donate those to Bright Hopes. I wonder what project I had planned for those. Boy, I can pat myself on the back for putting all that fabric into good use.

I hope you will donate some of either of these blocks, because my extra blocks aren't enough for a top by themselves.

Sandra Lowell

Bright Hopes

Dear Fellow Guild Members,

Bright Hopes Committee has been busy in this close down. We would love for you to be part of the fun and keep busy.

We have given Roy Maas Youth Alternatives at least 10 quilts a month, at least 10 tote bags each month, and masks for both adults and children. Many of you have been very helpful by tying quilts, making complete quilts, making quilt tops, making masks. Our bee members are especially busy.

We have decided to give 50 to 75 Christmas quilts for December. We are aware that this is a very ambitious project to complete in time for the holidays. At this time, 18 quilts are completed. We really want each of you to be part of this. The quilts we are making are not large. Most are 52 by 60 inches. Many are using the 3 yard quilt patterns. We have kits available if you want material and a pattern. We will take tops and finish them. Contact us by phone or text Linda Nash at 210 722 4741 or by Email. 1014lindanash@gmail.com. I will arrange a meeting. I accept items at curbside with masks.

We have material, kits for totes and Christmas quilts, kits with quilt top, batting, and backing to tie or quilt; however you like. Please remember that we need quilts for boys and girls. Sparkle quilts and special quilts like Frozen are being included in the Christmas group. Again **Thank You** for all the time and effort you give in assisting Bright Hopes Committee in meeting its monthly goals of quilts and tote bags to donate to the nonprofit charity organizations like Roy Maas Youth Alternatives that the quilt guild supports.

I know this was read at the virtual meeting but I wanted to make sure everyone has a chance to know what our effort means.

Story from RMYA:

Our contact told us about an 11 years old girl who came to the facility in June. She was a deaf child who could not speak. No one at the center could sign so communication was very difficult. She was given a quilt for comfort. A woman who had fostered and was able to sign came to meet the girl. She would not leave without her. When the girl's belongings were packed, she would not let them pack her quilt. She left with the quilt under her arm.

This type of story makes all our work so enjoyable!

Stay safe and busy!

Sincerely,

Linda Nash, Chairperson of Bright Hopes Committee

Roosting Robin

Intro

Here's something different for anyone who'd like to play along! This is a Round Robin – but without the circulation – a Roosting Robin! You do each round yourself, but you won't know what each round is until the month it's posted!

This is designed as a “stash buster” project – so try and use fabrics that you have on hand 😊

There will be FIVE rounds – not including the center. You may do as many or as few rounds as you'd like –it's YOUR quilt 😊.

Each round will have specific instructions on design and size, but how you arrange them will be up to you. Explore your creativity...expand your horizons... take a leap of confidence in yourself and plunge right in 😊. We're doing the math for you – isn't that nice of us?

We're going to start with the center medallion instructions. You have until November to make your center medallion before the next set of instructions. There will be a new round every month for 4 months after that, plenty of time to finish for the quilt show!

1st Month - Center Medallion

We're starting with a 20” finished block (20 ½” unfinished). Now, before you say “yikes” about the size, you've got a lot of options here!

Some ideas ----

- You can do one 20” size block
- You can do an 18” block and add a 1” frame around it to make it 20”
- You can do four 10” blocks
- You can do four 9” blocks and put a 1” border about them

One special point, if you are doing a block with a direction to it, like a basket or something – but sure to START your block ON POINT, because we're going to be turning this thing at some point and we want your medallion to be in the proper direction 😊

Now, since this is a stash buster project, we haven't spent a lot of time on fabric requirements --- BUT if you absolutely cannot live without total symmetry in parts of your quilt, this one will end up somewhere around twin sized. So you might figure APPROXIMATELY 3 yards of background fabric.

Got your mind going already?? SUPER!

If you need help coming up with your medallions, here are a couple of sites with links to lots of free blocks.

<https://www.generations-quilt-patterns.com/free-quilt-block-patterns.html>

<https://www.quilterscache.com/>

<https://www.quiltinaday.com/freepattern/>

Greater San Antonio Quilt Guild

Treasurer's Report

For the Seven months ending July 31, 2020

	YTD Actual	2020 Budget
REVENUES		
Ordinary Income:		
Interest	\$1.47	400.00
CD Interest	\$562.01	
Other income		
Garage Sale	\$180.00	
Magazine Sales		50.00
Nametage Fines	\$4.00	25.00
Newsletter Postage	\$30.00	
Dues - Membership	\$1,398.00	5,500.00
Newsletter / Directory Ads	\$300.00	1,400.00
Workshops	\$420.00	3,000.00
Fund Raising:		
Quilt Show		
Auction		16,500.00
Self-Sustaining:		
Retreat - Summer		\$13,000.00
Retreat - Winter	\$1,200.00	\$12,000.00
Mini-Retreats	\$30.00	\$1,000.00
Houston Bus Trip		\$3,000.00
One Time Donation	\$120.00	
Total Revenues	\$4,245.48	\$55,875.00
EXPENSES		
Administration:		
Administration		500.00
Bank & CC	\$141.33	800.00
Insurance	\$1,602.00	3,100.00
Office Supplies & Postage	\$55.00	500.00
CPA / Tax Return	\$600.00	600.00
Permanent Quilt collection		25.00
Door Prizes		200.00
Telephone	\$39.96	120.00
Storage facility	\$1,770.00	4,900.00
Rent (Meetings)	\$501.00	3,600.00
Rent (Workshops)		1,400.00
Janitorial	\$200.00	
Membership Expenses:		
Membership Supplies		50.00
Newsletter / Directory Printing	\$316.51	350.00
Postage	\$181.05	100.00
Webpage		400.00
Quilt Show	\$158.86	1,500.00

Auction

\$474.67

3,200.00

Community Activities:

Bright Hopes	\$264.34	500.00
Storybook Quilts	\$29.92	250.00
Community Education	\$44.35	150.00
Quilt Angels		400.00
ITC		25.00

Membership Services & Activities:

Ethel Howey Grant		\$1,000.00
Library		\$200.00
QPC		\$275.00
QPFC	\$21.65	\$275.00
Video Library		\$150.00
Programs	\$1,193.82	\$5,000.00
Workshops	\$650.00	\$3,000.00

Self-Sustaining Activities:

Mini-Retreats		\$1,000.00
Retreat - Summer	\$240.45	\$13,000.00
Retreat - Winter	\$7,787.00	\$11,000.00
Houston Bus Trip		\$3,000.00

Total Expenses

\$16,271.91

\$60,570.00

Net

\$(12,026.43)

\$(4,695.00)

Ending Jefferson Operating	\$16,646.20
[2015 Technology Fund Inc]	\$(272.67)
Ending Jefferson Savings	\$3,111.18
SSFCU CD's & Savings	\$31,416.96
SSFCU Wright Class CD	\$12,338.27
Total Guild Funds	\$63,239.94

Cynthia Shutt, Treasurer

All guild members may
advertise in the newsletter
one free business card size
each year. Must be quilt related.

Custom Sewing & Alterations

Quilts & Longarm Services



105 Spring View Dr.
Johnson City TX
eleanorroseof9@gmail.com

830-352-5142



Dwanna Martinez
Longarm Quilting Services

804-621-3682
dwannamartinez@gmail.com
San Antonio, Texas

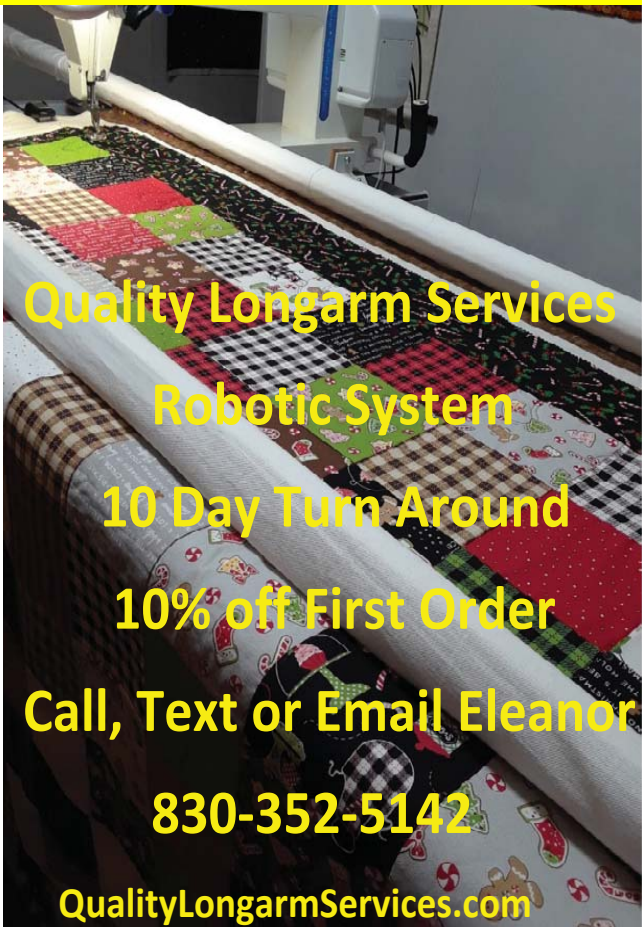
BUSY FINGERS WORKSHOP



JEANNETTE JAY
DESIGNER / QUILTER / BAGINEER

SAN ANTONIO, TEXAS
210-219-8880
busyfingerssa@sbcglobal.net

[pinterest.com/mamajay55](https://www.pinterest.com/mamajay55)
[instagram.com/mamajay55](https://www.instagram.com/mamajay55)
[etsy.com/shop/busyfingersworkshop](https://www.etsy.com/shop/busyfingersworkshop)
1st Friday Art Walk - 1011 S. Alamo (weather permitting)



Quality Longarm Services
Robotic System
10 Day Turn Around
10% off First Order
Call, Text or Email Eleanor
830-352-5142
QualityLongarmServices.com

SILENT AUCTION

And the begging begins

Donations needed for the 2021 Quilt Show Silent Auction.

Our Auction was very successful in 2019 due to all of the wonderful donations.

Let's Do It Again!

Will accept Scraps, FQ's, Yardage, Notions, Books, Patterns and most of all QUILTS.

You can contact me to make arrangements or pick up or drop off.

Suellis Moore
suellismoore@gmail.com
(512) 917-1983

Greater San Antonio Quilt Guild, Inc
P.O. Box 380522
San Antonio, TX 78268

RETURN SERVICE REQUESTED

September Schedule

September 7 Board Meeting 6:30 PM
on Zoom

September 12 Guild Meeting 9:00 AM
on Zoom

Check out the calendar on our web page
for Bee meetings and other Guild related
events.

***ANNUAL MEMBERSHIP
INFORMATION***

REGULAR DUES \$ 24
SENIOR (65+) \$ 18
YOUTH (6-18) \$ 6

Send your check to:
GSAQG
PO Box 380522
San Antonio, TX 78268

Board of Directors

President

Mary McCarthy

President Pro Tem

DeaJea Shore

1st Vice President

for Special Events

Sandra Doyle

2nd Vice President
for Information

Ina Ramirez

3rd Vice President

for Programs

Sandra Lowell

4th Vice President
for Services

Leti Zavala

5th Vice President

for Community Outreach

Gail Clover

Secretary

Janice Schwab

Treasurer

Cindy Shutt

Parliamentarian

Gail Clover

Term expires December 2020